NARGESA®

HORIZONTAL HYDRAULIC PRESS BRAKE

PP200CNC

4.0 Technology

WARRANTY 3 THREE YEARS

MADE IN SPAIN MADE IN

CE

AENOR
R&D&I MANAGEMENT
UNE 166002

50 years manufacturing industrial machinery

VIDEO MACHINE OPERATION

Machine performance video



REQUEST QUOTATION

Please fill up the following form. We will contact you in less than 24 hours.
Working days

REQUEST ADJUSTED QUOTATION

SOME OF OUR CUSTOMERS

Our customer's endorsement is our best business card

Talgo
AIRBUS
NISSAN
TOYOTA
AMERICAN CHOPPER
Gestamp
Schneider Electric
Red Beard's Garage
equinor

CERTIFICATES AND ACCREDITATIONS

Some of the certificates that support our processes and benefit our customers

AENOR
R&D&I MANAGEMENT
UNE 166002

INNOVATIVE SME
Valid until May 31st 2026
GOBIERNO DE ESPAÑA
MINISTERIO DE CIENCIA E INNOVACIÓN

CONCESSION OF **AUTHORIZED EXPORTER** AUTHORIZATION
ESEAOR23000312

SAMPLES OF JOBS DONE WITH HORIZONTAL HYDRAULIC PRESS BRAKE PP200CNC

Pipe bending at fixed radius up to 150º could be considered one of the good features of these presses

Cutting, piercing and punching flat bars or metal sheets turn this horizontal bending press into a punching shears machine

Stretching and reducing pipes on the ends in order to make parts that fit or weld later

It is also a solution to bend different profiles at different radius and keeping the ends straight, like when manufacturing handles and flanges

Cold forge uses horizontal presses to make and form different shapes of balusters

Tube notching to assemble at 90 degrees

Folding operations with wrought iron machines permit to completely bend the parts or pieces unlike conventional flat bar section bending machines

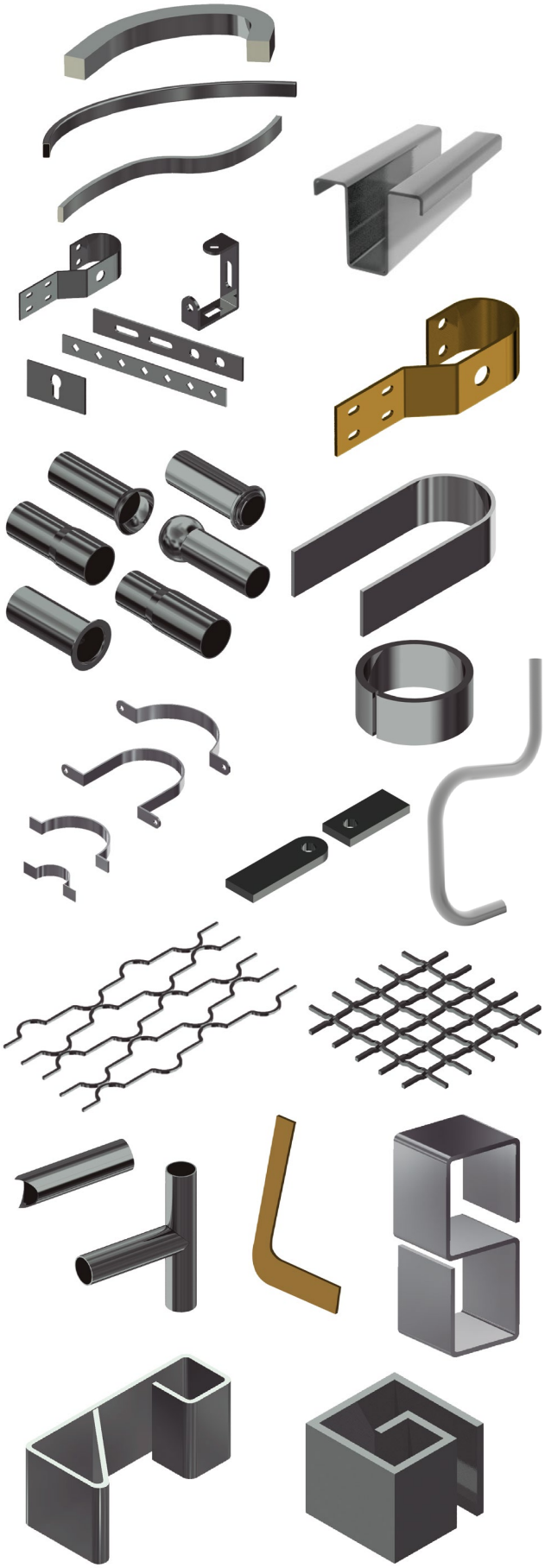

TECHNICAL FEATURES

Its robustness, versatility, easy handling and 4.0 Technology are just four of the best features our hydraulic horizontal bending machine has.

- Folding operation with no risk of damaging the punches and dies with thick materials unlike conventional press brakes.
- Folding flat bars and sheets into completely close shapes. Conception of this horizontal bending press brake allows to make folding operations impossible to be carried out on a conventional press brake.
- Fast tool change, punches and dies: This change does not take more than 30 seconds most of the times.
- A set of punch and folding die is supplied along with the machine.
- Performance by a safety double activation hold pedal.
- Low noise level, improving the quality of work of the operator.
- The machine is shipped completely assembled and ready to work.
- Palletized lower bench to easily transport the machine up to its working or storage site.
- Dies support shelf included.
- Lateral stop to place it right or left.

** All our products are manufactured in our facilities in Spain. Hydraulic and electrical components are all standard from the best leading European trademarks with technical support all over the world: Rexroth, Bosch, Roquet, Schneider Electric, LG, Telemecanique, Pizzato...*

The new ECO MODE of our latest products saves energy and contributes to the conservation of the environment

Nowadays, we know the remarkable importance of saving energy. This is the main reason why our new machinery incorporates an **"ECO mode"** that automatically disconnects the electrical parts that generate greater energy consumption if a period of inactivity is detected. Thus, when it is necessary to restart the operation, all you have to do is press the pedal to continue working.

We strongly believe that this feature is a core point both for the savings of our clients and for the sustainability of our planet, since we are a company very committed to the environment.



Hydraulic System

Monoblock hydraulic power unit with positioning and pressure regulation valves

The hydraulic system can be regulated by means of pressure adjustment valves that affect the piston force.

Pressure regulator with pressure gauge that allows to control the force carried out at any time.



Guided hydraulic cylinder

The hydraulic cylinder placed on the work bench allows us to transfer all the force directly on the tools. Fully guided hydraulic piston to prevent any bending during the folding operation.

Cylindrical fastening bolts

Cylindrical fastening bolts easy to install, to guarantee maximum firmness to the tools during machining operations.

Plugs to prevent the residues of the folding from entering inside the machine.

Work table without frame

The work bench is frameless, this is great for the movement of the parts to be machined for there isn't any element that obstructs its movement. The table is manufactured in a 60mm monoblock of welded steel, stabilized and machined.

The operator's working position must be at the side of the machine for accomplishing a better vision and control, as well as greater safety for the user since he will be outside the radius of action of the tools.

Hardox® 400 Anti-Wear Zone

Increased durability and resistance thanks to the anti-wear zone integrated into your workbench. It is made of Hardox® 400, a world-renowned steel known as the world's first wear-resistant steel.

Hardox® 400 resists wear due to friction of the material on the working area, which extends the durability of the press brake table. This feature is essential to ensure correct and accurate operation over time, minimizing maintenance costs.

ESA S820 CONTROL PANEL

Nargesa horizontal press brakes have a 7" color touch screen control, **very intuitive and easy to handle, with the latest 4.0 technology and a more comfortable and accurate regulation.**

We only have to introduce the material, the thickness, the bending angle, choose the punch and the die from the library and the control will program the rest of the parameters automatically.

These are some of the most relevant features of this control system.

> Stores up to 10,000 programs.
> Up to 50 different angles on the same piece can be programmed.
> Dimensions may be programmed in inches or millimetres.
> A library of available dies with the possibility of programming new ones.
> Library of materials and thicknesses available with the possibility of programming new options.
> The CNC can be supplied in more than 20 different languages.
> Automatic control of the angle to fold, in degrees.
> 9.8mm/s working speed and 35mm/s reversing speed
> Manual or automatic operation.
> Automatic elastic recovery correction (springback).
> Piece counter.
> 4.0 Technology.
> On-screen alarm diagnostics.
> Preventive maintenance warning.
> Can be remotely connected by the manufacturer without having to travel to the machine site.
> 7" colour touch-screen with 800 x 480 resolution.
> 128 MB silicon disk.
> 2 analogue inputs, 12 bit resolution.
> 16 digital inputs (24 Vdc).
> 16 digital outputs (24 Vcc, 0.7 A max.) Protected against overloads and short circuits.
> 1 RS232 serial port.
> 1 CAN port with 9 D-Sub F connector contacts.
> 24 Vdc power source.
> 1 USB port.
> 1 Ethernet port.

AUTOMATED GAUGE

Reference	**140-16-01-50000**
Electrical motor	Servomotor 0,9Nm, 0,520kW, 5000rpm
Electrical tension	480V, 400V ,220V Three-phase · 220V Single-phase
X axis stroke length	1210 mm
Z axis stroke length	300 mm
Displacement speed	1000mm /s
Positioning accuracy	±0.02 mm
Repeatibility	±0.02 mm
Maximum structural load	2.000 Kg
Dimensions	1496x1041x426 mm
Weight	127 Kg

Automatic reverse

For all operations there is a fully adjustable safety positioning gauge withdrawal movement.

Advanced automation

Programming and control by using an ESA S625 CNC that allows manual intervention to be minimized, increasing productivity and reducing positioning times in the different cycles.

Intuitive user interface

Programming and configuration of all Positioning gauge functions are ruled by an interface designed to be simple and intuitive for the user, thus being accessible to all operators regardless of their level of experience.

Connectivity and 4.0 technology

The 4.0 technology incorporated into the software gives the customer the possibility of establishing a remote connection with the Nargesa technical service through the Internet, thus permitting real-time software updates, resolution of any anomalies and instant assistance.

Maximum safety for the operator

Operator safety is a top priority! The multi-speed movement, together with the action on the pedal, allows absolute control by the operator. All moving components of the stop operating and control mechanism are protected within the structure itself and thus avoiding any risk of entrapment.

Durability and Reliability

Its main structural frame is formed by various duralumin alloys, to which anodizing is applied to resist any environmental challenge. Positioning supports manufactured with high alloy mold steel, thus offering high hardness and durability. For the most exposed area of the work table, we have slats made of Hardox®400, a special steel with high hardness and wear resistance.

Movement in two speeds

The automated gauge software manages two working speeds, one at maximum speed while outside the safety area, and a significantly slower one for movements within this zone.

Universal Compatibility

The configuration of the automated gauge makes it compatible with a wide variety of materials, dimensions and work processes in both Metric and Imperial systems.

Precise positioning

Powered by a 1Nm ESA servomotor and moving on high-precision linear guides and ball recirculating skids.

x2 Two Fingers supplied as standard with the Gauge

The automated stop is equipped as standard with two position supports or "Fingers":
The Flat Support has a large support surface, to work relatively far from the central axis of the machine.
The Needle Support has a thinner surface ideal for short-wing folding work, that is, it allows it to be positioned between the die and the punch without interfering.





The advantage of the Horizontal Bending Press PP200CNC is to have a really simple head drive so that all our customers can adapt any die manufactured by themselves

To add more options when fastening tools, the workbench has a series of clamping holes distributed throughout the area to ease up the fixing.

If you need a special die, Prada Nargesa offers a technical support to all our customers who wish to make their own tools. Moreover, we have an extra service for designing and manufacturing exclusive tooling on request, for each of the machines we manufacture.



DETAILED FEATURES

Working strength	20 Ton. (200 KN).
Working speed	9,8 mm/s.
Return speed	35 mm/s.
Maximum displacement	250 mm.
Repeatability	0,05 mm.
Bench size	600x1170 mm.
Working height	950 mm.
Engine power	2.2 KW / 3 CV a 1400 r.p.m.
Electric Tension	230 / 400 V three-phased *For Single-phased machines, please ask the manufacturer.*
Intensity	9/5 A.
Hydraulic pressure	50 a 215 Kg/cm2.
Hydraulic pump	7,5 litres/minute
Tank Capacity	27 litres
Machine dimensions	660x1180x1130 mm.
Weight	665 Kg.

EXTERNAL DIMENSIONS

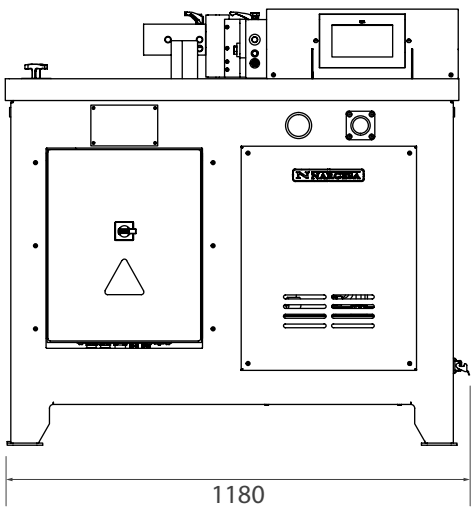

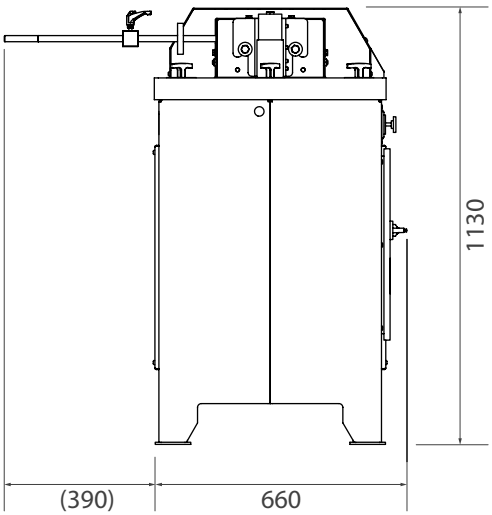

CHARACTERISTICS OF THE PACKAGING

- Tariff Item Code: 84622290
- The machine is delivered completely mounted.
- Packaging with wooden pallet NIMF15 and 3-layered cardboard box suitable for sea freight.
- Optional: Complete wooden packaging NIMF15.

PP200CNC

Width	930 mm
Length	1300 mm
Height	1500 mm
Volume	1,81 m3
Nett weight	665 Kg
Gross weight	712 Kg

PP200CNC Gauge

Width	1620 mm
Length	540 mm
Height	460 mm
Volume	0,40 m^3
Nett weight	115 Kg
Gross weight	139 Kg

NEW

BENDING SIMULATOR SOFTWARE

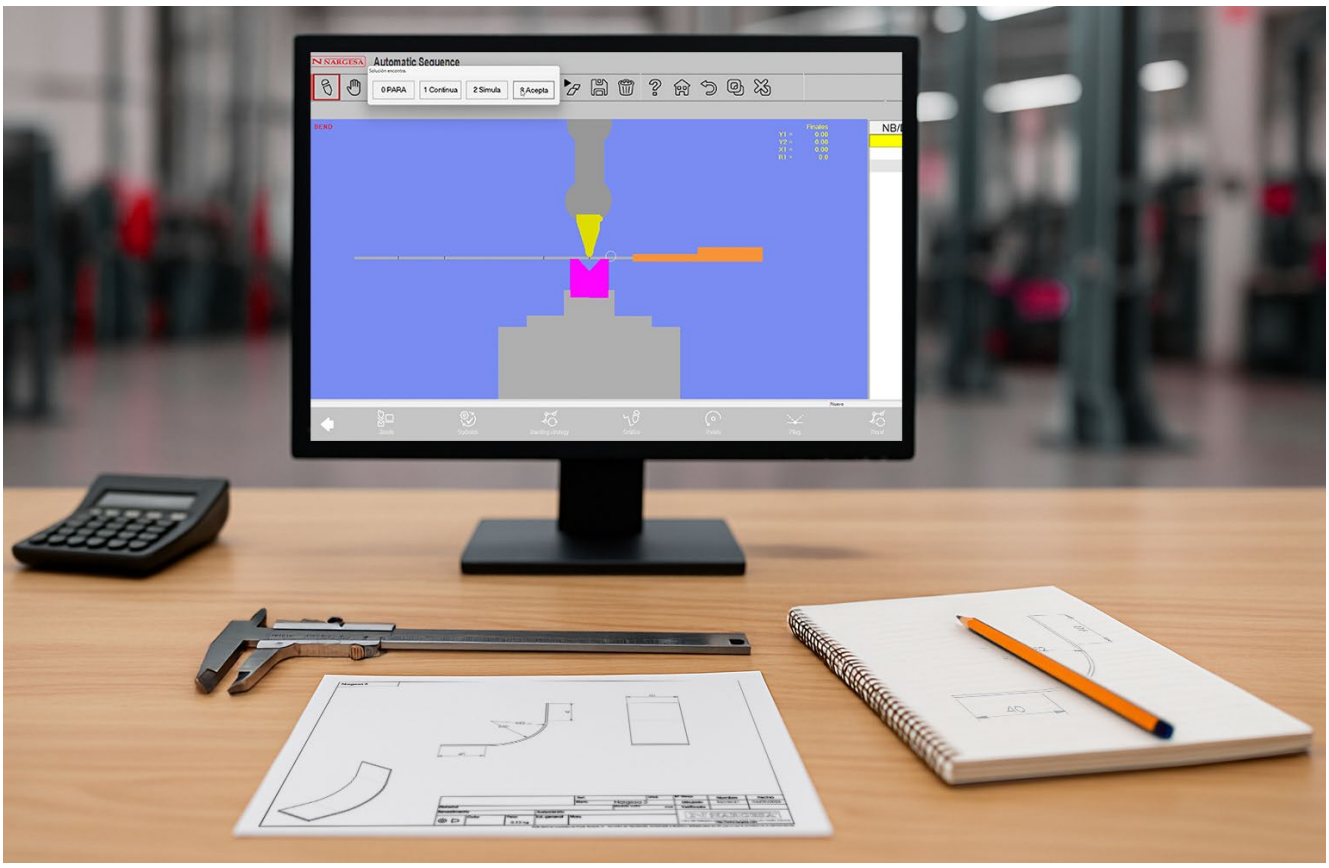

The new **bending simulator software** for the PP200CNC Horizontal Press Brake is the **ultimate tool for manufacturers and operators** looking to **maximize productivity, precision, and safety.**

Designed for both **manufacturers and operators,** this software **improves daily work efficiency** and **trains new technicians** in a fully virtual simulation environment.

The result: optimized bending programs from the very first part, with no material waste and no need to stop the machine.

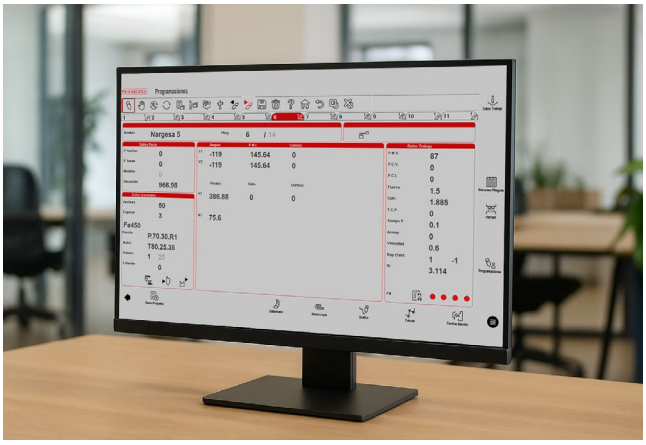

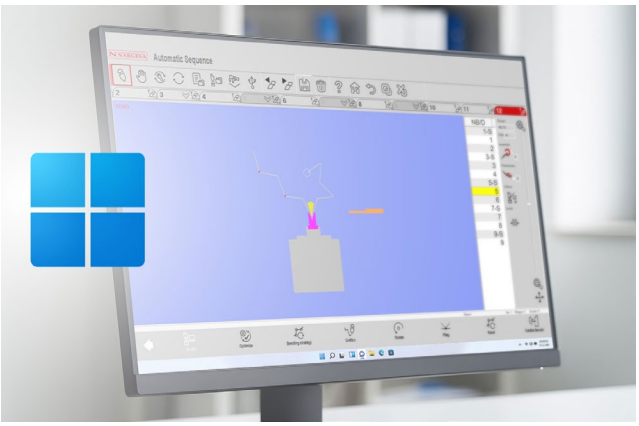

Environment and license

Developed for **Windows environments**, the software offers a **perpetual** license with no monthly or annual fees. Users can **create programs in numerical or graphical mode** directly from a computer, **without occupying the machine or requiring operator intervention**. This allows them to **work on, test, and optimize bending programs even outside the production environment**, facilitating efficient and secure offline programming.

Ideal for teaching and training

In addition to its industrial use, Nargesa's Bending Simulator Software is an **exceptional tool for the technical training of operators, training centers, and R&D departments.** It allows you to practice folding operations in a virtual environment, without using real machines, evaluate and correct errors without risk or material consumption and **reduce preparation and assembly times in classrooms or laboratories.**

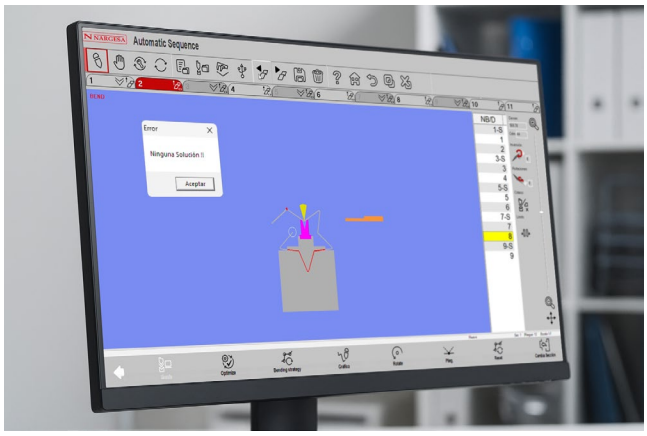

Collision analysis

The system incorporates an **advanced collision analysis function, capable of detecting possible interference** between the **punch, die, sheet metal, or moving parts of the machine**. The feasibility of bending is automatically determined before the part is produced. **The risks of damage to the tool or machine are eliminate. Operator safety and part integrity are ensured throughout the process.**

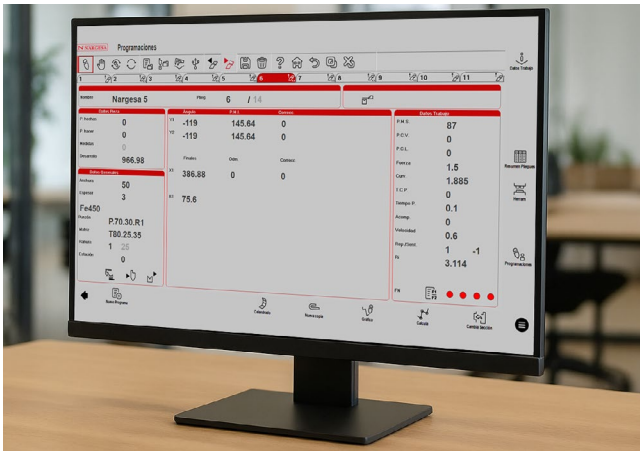

Data collection

Automatically calculates the flat pattern of the sheet metal with **centesimal precision,** guaranteeing an **accurate and repeatable result** from the first operation on each piece. In addition, the software determines the exact position of the backstops at each step of the bending sequence. If the machine is not equipped with an automatic backstop system, the software guides the operator by indicating the required positions at every stage of the process.Thanks to this calculation and measurement capability, **the simulator guarantees total control of the process, providing accurate data that allows operations to be standardized**, processes to be documented, and the final quality of each product to be ensured.

STANDARD ACCESSORIES DELIVERED WITH THE MACHINE

Folding die at 161 mm V 16, 22, 35, 50 mm

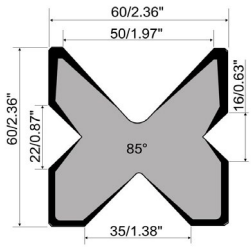

> Bending die for up to 161 mm with 4 openings (16, 22, 35, 50 mm). This multi-V die allows bending sheet metal from 1 mm to 8 mm.

Reference: 125-16-01-00006

V 16: Sheet metal from 1 to 3 mm · **M.460.R/16**
V 22: Sheet metal from 2 to 4 mm · **M.460.R/22**
V 35: Sheet metal from 3 to 6 mm · **M.460.R/35**
V 50: Sheet metal from 4 to 8 mm · **M.460.R/50**

Maximum bending length: 161 mm
Maximum bending thickness: 8 mm

Standard tooling supplied with the machine

Download folding chart PDF



Bending punch at 100 mm and 80º

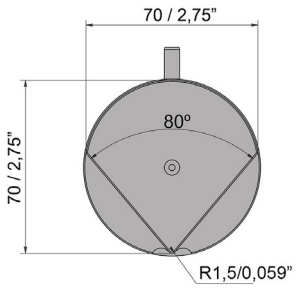

> 80º bending punch. The punch with an outer diameter of 70 mm allows for creating completely closed shapes with a minimum inner wing of 75 mm.

Reference: 131-16-01-00041 · P.70.80.R1.5

Maximum bending length: 100mm

Standard tooling supplied with the machine



OPTIONAL ACCESSORIES

Baluster forming die 01

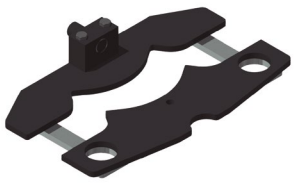

REF: 140-16-01-00001
> Die to form cold forging balusters for grills, gates, fences, handrails...

For other shapes or capacities, request the manufacturer.

Optional tooling.

Max. width	Thickness	Die length	Weight
20mm	4, 5, 6, 8mm	656mm	21Kg

Ring forming

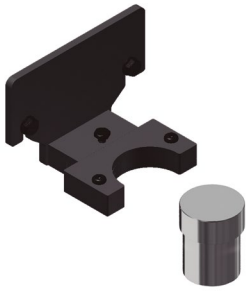

REF: 140-16-01-00003
> Die to form rings or English banister railing, used as ornamental piece in forging railings, gates, fences... For bars bonding.

For other shapes or capacities, request the manufacturer.

Optional tooling.



Max. width	Thickness	Outer sizes	Weight
50mm	6mm	90mm	9,3Kg

Baluster forming die 04

REF: 140-16-01-00004
> Die to form cold forging balusters for grills, gates, fences, handrails...

For other shapes or capacities, request the manufacturer.

Optional tooling.

Square sizes	Die length	Weight
5, 6, 8, 10, 12, 14, 16, 18mm	600mm	20,5 Kg

Bending tool for big radius



REF: 140-16-01-00006

> Die to form curves in flat bars, pipes, bars or profiles at big radius. It's perfect for bending small series or special parts without requiring a specific custom mould.

Optional tooling.

Max. bar capacity	Max. pipe capacity	Min. diameter	Max. diameter	Weight
40mm or 1 1/2"	80x80 mm or 3"	300mm	There is no maximum	35 Kg

Baluster forming die 08

REF: 140-16-01-00008

> Die to form cold forging balusters for grills, gates, fences, handrails...

For other shapes or capacities, request the manufacturer.

Optional tooling.

Max. width	Thickness	Die length	Weight
20mm	4, 5, 6, 8mm	650mm	19,5Kg

Baluster forming die 09

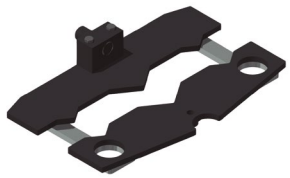

REF: 140-16-01-00009

> Die to form cold forging balusters for grills, gates, fences, handrails...

For other shapes or capacities, request the manufacturer.

Optional tooling.

Flat bar size	Die length	Weight
5, 6, 8, 10, 12mm	522mm	22Kg

Baluster forming die 10

REF: 140-16-01-00010
> Die to form cold forging balusters shaped parts for grills, so called "belly top railing".

For other shapes or capacities, request the manufacturer.

Optional tooling.

Flat bar size	Die length	Weight
12mm	1165mm	50Kg

Baluster forming die 11

REF: 140-16-01-00011
> Die to form cold forging balusters for grills, gates, fences, handrails...

For other shapes or capacities, request the manufacturer.

Optional tooling.

Flat bar size	Die length	Weight
6, 8, 10, 12mm	760mm	32,5Kg

Twisted bars forming die



REF: 140-16-01-00013
> Die to bend metal plate, flat bar or square bar to obtain a nice braid twisted effect. It's very used to make fences and grills
> For flat bar from to 6, 12 and 14mm.

For different sizes, please ask the manufacturer

Optional tooling.



Max. capacity	Min. capacity	Weight
Square 14 mm	2x40 mm metal sheet	18Kg

Flat bar cutting tooling 100x10mm

REF: 140-16-01-00014

> Flat bar and metal sheet cutting die up to 100mm through a maximum thickness of 10mm in mild steel.

Optional tooling.



Max. cutting length	Max. cutting thickness	Weight
100mm	10mm	23Kg

Tool to shape pipe ends

REF: 140-16-01-00016

> Basic die to modify the ends of the tubes for their assembly. You can make all kinds of shapes and flaps according to the customer needs.

Weight: 110 Kg approx.

For special forms consult the manufacturer.

Optional tooling.



Diameter reduction tools

> Composed by the clamp holder to reduce tube and the reduction clamp.

> This accessory is adapted to the Tooling to shape pipe ends, to perform the operation of reducing the ends of the tubes, for its coupling.

Optional tooling.

We can find the different sizes in the following PDF file

Diameter expansion tools



> Composed by the Clamp Holder to Expand, Expansion Mandrel and the Expander Clamp.
> This accessory is adapted to the Tooling to shape pipe ends, to perform the operation of expanding the ends of the tubes, for its coupling

Optional tooling.

We can find the different sizes in the following PDF file

Die to straighten out profiles

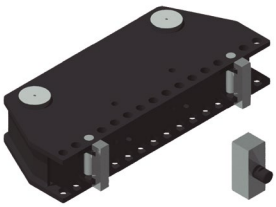

REF: 140-16-01-00017
> Tool used to bend straight profiles or parts. It is adjustable to different capacities according to the profiles.

Maximum capacity: H 150mm.
Weight: 72Kg.

Optional tooling.



Baluster forming die 20

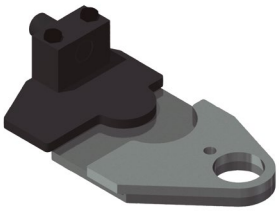

REF: 140-16-01-00020
> Die to form cold forging balusters for grills, gates, fences, handrails...

For other shapes or capacities, request the manufacturer.

Optional tooling.

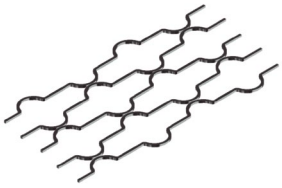

Square sizes	Circumference size	Weight
12mm	760mm	32,5Kg

Punching die



REF: 140-16-01-00022
> Punch-holder die, compatible with our Nargesa brand punches.
Gooseneck: 54 mm.
Free distance of tooling: 95 mm.
Weight: 52 Kg.

Optional tooling.

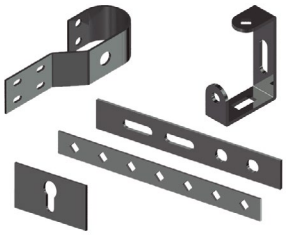

	Round	Square	Rectangular	Oval
Capacidad máx. Punzonado	43mm	35mm	20x34mm	21x40mm

Promecam punch holder

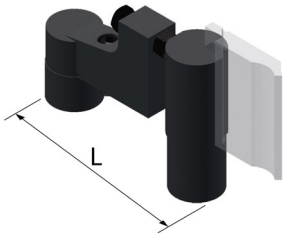

REF: 140-16-01-00023
> Punch holder for all kind of punches for Promecam bending or folding press.
> Compatible with any Promecam punch.

Optional tooling



Max. Folding length	L Length	Weight
161mm	276 mm	14kg

Inverted Promecam-holder PP200CNC



Reference: 140-16-01-00039
Punch holder for all kind of punches for Promecam bending or folding press with inverted position.

Compatible with any Promecam punch.



Max. Folding length	Weight
161mm	19,8kg

Clamp forming die



REF: 140-16-01-00024

> Die to form all kinds of clamps. This tooling is manufactured according to the user's needs thus it is required to have a technical drawing or a sample piece.

Maximum capacity: 100x4mm.

Optional tooling.

Bar clamps forming die

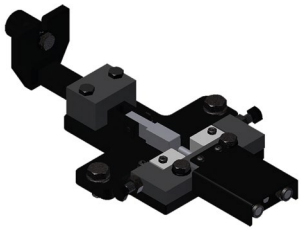

REF: 140-16-01-00028

> Clamp forming die, used to manufacture the clamps used to join different forging bars with no need to get them welded.

Optional tooling.



Max. capacity	Weight
25x5mm	9Kg

Forming die adaptor



REF: 140-16-01-00029

> It is an exchangeable fitting device for the forming dies, suitable for each of the different baluster forming tools. It is advisable to get one in order to work with the specified dies.

Weight: 3,1 Kg.

Optional tooling suitable for all forming dies.

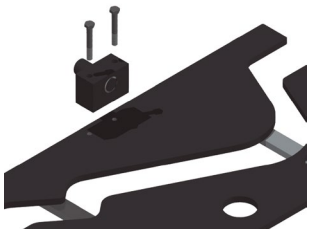

Special punches

Folding punches to bend special pieces of small sizes or folded up to 30º.

Folding Punch P.70.30.R1

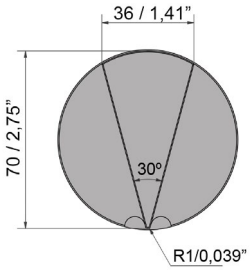

Reference: 140-16-01-00025
Max. Folding length: 100mm
Punch degrees: 30º
Punch diameter: 70mm
Weight: 3 Kg.

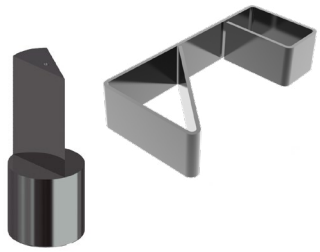

Folding Punch P.40.80.R1

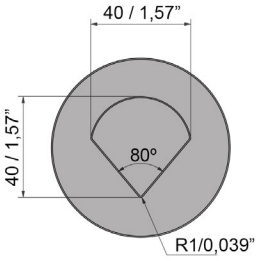

Reference: 140-16-01-00026
Max. Folding length: 60mm
Punch degrees: 80º
Punch diameter: 40mm
Weight: 3 Kg.

Folding Punch P.22.80.R1

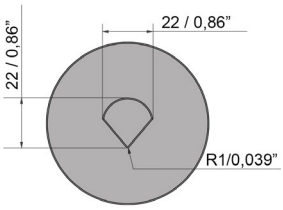

Reference: 140-16-01-00027
Max. Folding length: 60mm
Punch degrees: 80º
Punch diameter: 22mm
Weight: 3 Kg.

Folding Punch P.70.80.R5

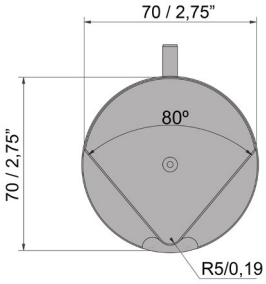

Reference: 140-16-01-00080
Max. Folding length: 100 mm
Punch degrees: 80º
Punch diameter: 70 mm
Weight: 3 Kg.



Punzones Promecam

Promecam punches of different shapes to bend and manufacture complex part. There are a lot more shapes, please consult the manufacturer.

Punch Promecam PS.135.85.R08

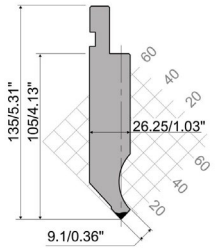

Reference: 140-16-01-00030
Folding length: 161 mm
Weight: 3,2 Kg.

Punch Promecam P.95.35.R5

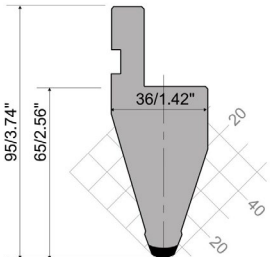

Referencia: 140-16-01-00031
Folding length: 161 mm
Weight: 2,3 Kg.



Punch Promecam PS.134.30.R08

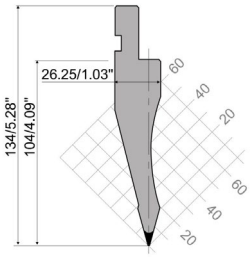

Reference: 140-16-01-00032
Folding length: 161 mm
Weight: 2,7 Kg.

Punch Promecam PK.135.85.R08

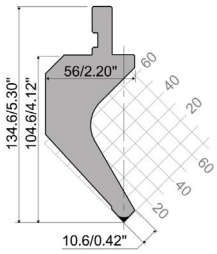

Reference: 140-16-01-00038
Folding length: 161 mm
Weight: 4,4 Kg.

Folding die M75.85.63

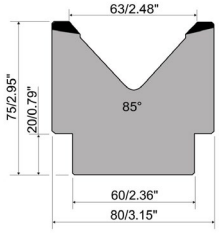

Reference: 140-16-01-00033
Folding length: 161 mm Max. 85º
V63: From 5 to 10 mm sheet
Weight: 5 Kg.



Folding die M80.85.80

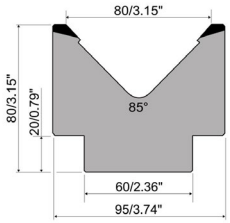

Reference: 140-16-01-00034
Folding length: 161 mm Max. 85º
V80: From 6 to 12 mm sheet
Weight: 6 Kg.



Folding die M95.80.100

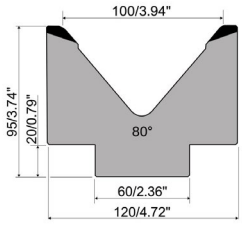

Reference: 140-16-01-00035
Folding length: 161 mm Max. 80º
V100: From 8 to 15 mm sheet
Weight: 9 Kg.



Folding die T80.25.35

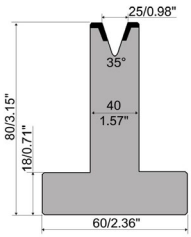

Reference: 140-16-01-00036
Folding length: 161 mm Max. 35º
V25: From 1,5 to 5 mm sheet
Weight: 4 Kg.



Folding die MK103.80.125

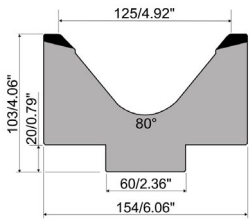

Reference: 140-16-01-00040
Folding length: 161 mm Max. 80º
V125: From 12 to 20 mm sheet
Weight: 12,4 Kg.

Folding die M80.45.40

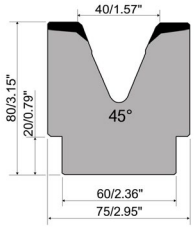

Reference: 140-16-01-00041
Folding length: 161 mm Max. 45º
V40: From 3 to 8 mm sheet
Weight: 6,2 Kg.



Small radii holder PU.67.14-S

Reference: 140-16-01-00042
European style R1 bending tool holder. (For radii from 3 to 7,5 mm)
Folding length: 161 mm
Weight: 2 Kg.

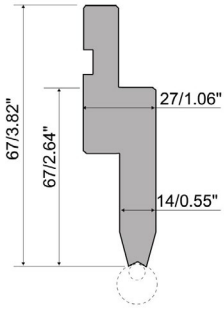

Radius elements for small radii holders PU.67.14-S

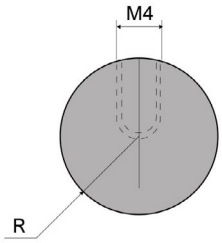

Radius elements to fold. Made of C45, a high quality, medium grade steel, with constant mechanical properties and good external chrome resistance.



Maximum capacity: 400kN/m.
Tonnage: 400 kN/m max.
For its use it requires the PU.67.14-S Small radius holder.

Please refer to the following radius chart:

Small Radius				
Type	**Code**	**Reference**	**Radius**	**Weight**
C3	PU.67.14-S-C3	140-16-01-00044	3 mm	0,04 Kg.
C3.5	PU.67.14-S-C3.5	140-16-01-00045	3,5 mm	0,04 Kg.
C4	PU.67.14-S-C4	140-16-01-00046	4 mm	0,07 Kg.
C4.5	PU.67.14-S-C4.5	140-16-01-00047	4,5 mm	0,10 Kg.
C5	PU.67.14-S-C5	140-16-01-00048	5 mm	0,12 Kg.
C5.5	PU.67.14-S-C5.5	140-16-01-00049	5,5 mm	0,14 Kg.
C6	PU.67.14-S-C6	140-16-01-00050	6 mm	0,16 Kg.
C6.5	PU.67.14-S-C6.5	140-16-01-00051	6,5 mm	0,20 Kg.
C7	PU.67.14-S-C7	140-16-01-00052	7 mm	0,16 Kg.
C7.5	PU.67.14-S-C7.5	140-16-01-00053	7,5 mm	0,20 Kg.

Big radii holder PU.67.14



Reference: 140-16-01-00043
European style R1 bending tool holder. (For radii from 8 to 50 mm)
Folding length: 161 mm
Weight: 1,80 Kg.

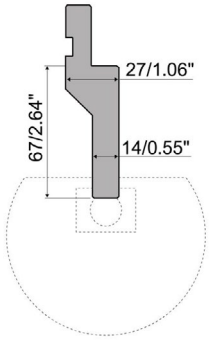

Radius elements for large radii holders PU.67.14

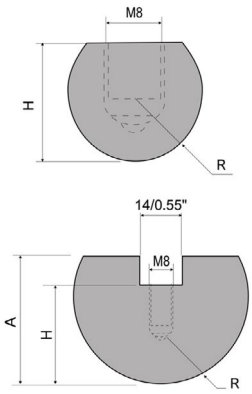

Radius elements to fold. Made of C45, a high quality, medium grade steel, with constant mechanical properties and good external chrome resistance.

Tonnage: 800 kN/m max.
For its use it requires the PU67.14 large radius holder.

Please refer to the following radius chart:



Big Radius					
Code	**Reference**	**R (mm)**	H (mm)	A (mm)	**Weight**
PU.67.14.R8	140-16-01-00054	8	13	-	0,04 Kg.
PU.67.14.R9	140-16-01-00055	9	16	-	0,04 Kg.
PU.67.14.R10	140-16-01-00056	10	16	-	0,04 Kg.
PU.67.14.R12,5	140-16-01-00057	12,5	17	22	0,50 Kg.
PU.67.14.R15	140-16-01-00058	15	20	27	0,75 Kg.
PU.67.14.R17,5	140-16-01-00059	17,5	22	32	1,00 Kg.
PU.67.14.R20	140-16-01-00060	20	24	34	1,40 Kg.
PU.67.14.R22,5	140-16-01-00061	22,5	25	35	1,50 Kg.
PU.67.14.R25	140-16-01-00062	25	29	39	2,00 Kg.
PU.67.14.R27,5	140-16-01-00063	27,5	34	44	2,50 Kg.
PU.67.14.R30	140-16-01-00064	30	34	44	2,70 Kg.
PU.67.14.R32,5	140-16-01-00065	32,5	37	47	3,20 Kg.
PU.67.14.R35	140-16-01-00066	35	45	55	4,10 Kg.
PU.67.14.R37,5	140-16-01-00067	37,5	42	52	4,10 Kg.
PU.67.14.R40	140-16-01-00068	40	45	55	4,60 Kg.
PU.67.14.R45	140-16-01-00069	45	60	70	6,80 Kg.
PU.67.14.R50	140-16-01-00070	50	70	80	8,70 Kg.

Round, square, oval and rectangular punches and dies

> At Nargesa we own a wide catalogue for punches and dies of all kinds. If the size the customer needs is not in the list, we manufacture it.
> In the PDF file you will be able to see all kinds and sizes we have.

Optional tooling.

Technical features PDF



Pipe notching tool



> Dies for notching pipes from Ø16 to a Ø50mm. It crops the pipe end so it could be joined perpendicularly to another pipe.

Optional tooling.

Technical features PDF

Rounding corner tool

> Die to get metal sheet corners rounded at different radius.

Optional tooling.

Technical features PDF

Metal tabs forming tool



> Tool to fabricate all kinds of tabs, with or without perforation, straight or rounded... They are very used as clamps, handles etc. Starting from a metal strip, there will be obtained one piece of the desired length at every stroke.

Optional tooling.

Technical features PDF

OUR RANGE OF MACHINERY

+info IRON WORKERS

+info NON-MANDREL PIPE BENDER

+info HORIZONTAL PRESS BRAKES

+info SECTION BENDING MACHINES

+info CNC SECTION BENDING MACHINES

+info LASER WELDING EQUIPMENT

+info TWISTING/SCROLL BENDING MACHINES

+info HYDRAULIC PRESS BRAKES

+info HYDRAULIC SHEAR MACHINES

+info GAS FORGES

+info IRON EMBOSSING MACHINES

+info END WROUGHT IRON MACHINES

+info BROACHING MACHINES

+info POWER HAMMERS

+info BLACKSMITH FORGING PRESS

WARRANTY

Nargesa machines have 3 years warranty provided that the customer registers it in our website. Otherwise it would be only one year warranty. This one encloses any manufacturing default all along these 3 years for components. Any misuse is excluded from this condition. Labor, back and forth shipping and any eventual repair, are not included in this warranty.

Partner companies

SHIPMENT EVERYWHERE

Nargesa will arrange transport up to final destination, whenever the customers asks for so. There is also the possibility for the customer to arrange the shipment himself with his own agency.

TECHNICAL ASSISTANCE

All our customers have access to technical support quickly and efficiently.
90% of incidences are solved out on the phone, mail, Skype or videoconferencing in less than 24hours. In case of needing presencial technical assistance, we may as well send a technician to the customer's facilities.

Follow us on

PRADA NARGESA, S.L.
Ctra. De Garrigàs a Sant Miquel s/n
17476 Palau de Santa Eulalia (Girona) Spain
Tel. +34 972 568 085
www.nargesa.com
nargesa@nargesa.com

This information might undergo changes