


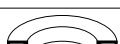










# BENDING CAPACITY















The dimensions shown in the following table are provided for guidance only; they are directly related to the hardness and quality of the pipe or profile.



	MC150B		MC200		MC400		MC200H	
Profile	Dim.	Min. radius	Dim.	Min. radius	Dim.	Min. radius	Dim.	Min. radius
	50x10	300	50x10	300	50x10	250	60x10	200
	60x20	200	80x20	150	80x20	150	80x20	150
	25x25	200	30x30	200	30x30	150	30x30	150
	50x50x3	700	50x50x3	600	50x50x3	600	50x50x3	450
	40	200	40	200	40	150	40	200
	40	250	40	250	40	200	40	250
	40	300	40	300	40	250	40	250
	50	200	60	300	60	225	60	225
	50	250	60	300	60	225	60	225
	40	500	40	420	40	200	40	300
	25	180	30	150	30	150	30	150
	50,8x3*	600	63,5x3*	500	63,5x3*	450	63,5x3*	500
	=2'x3*	600	=2' 1/2x3*	500	=2' 1/2x3*	450	70x2*	500
	40x2*	300	40x2*	250	40x2*	200	40x2*	200

\* Optional rollers



MC550 · MC550NC · MC550CNC			MC650 · MC650NC · MC650CNC	
Profile	Dimensions	Min. radius	Dimensions	Min. radius
	60x15	400	100x15 80x20 60x15 50x15 20x10	1250
	60x8	200		450
	50x15	350		300
	50x10	175		155
	40x8	150		140
	30x5	110		
	25x5	105		
	100x20	250	120x20	250
	80x20	200	100x25	350
	80x15	180	80x20	200
	40x40	400	45x45	300
	30x30	180	40x40	280
	25x25	175	25x25	200
	20x20	150	20x20	150
	15x15	150		
	60x60x3	800	70x70x4	750
	50x50x3	600	60x60x3	750
	35x35x3	200	40x40x3	300
	70x30x3	800		
	60x30x3	600		
	50x30x3	450		
	60x60x7	300	80*	500
	50x50x6	250	70	400
	40x40x5	200	60	200
			40	150
	60x60x7	500	80*	500
	50x50x6	400	60	400
	40x40x5	300	40	150
	60x60x7	350	60x8	450
	50x50x6	300	40x6	250
	40x40x5	250		
	40x20x5	160	120*	600
	60x30x6	200	100*	600
	80x45x6	400	80	350
	80x45x6	500	120*	700
	60x30x6	250	100*	700
	40x20x5	200	80	400
			70	600
			40	250
				
	40	300	50	300
	35	250	40	200
	30	200	25	175
	20	130		
			101,6x3,5* (=4"x3)	500
			100x3*	500
			88,9x4* (=3"5SCH)	700
			35x2*	120
			20x1,5*	115

\* Optional rollers