

**N NARGESA®**

## CNC HYDRAULIC SHEAR

# C3006



4.0 Technology



years  
manufacturing industrial machinery

# CNC HYDRAULIC SHEAR

*Last generation CNC vertical cut  
guillotines Nargesa, C2006 and C3006 are  
manufactured with welded and stabilized  
steel that allows to stand big efforts without  
any kind of distortion.*

## REQUEST QUOTATION

Please fill up the following form. We will contact you in  
less than 24 hours.  
*Working days.*

## VIDEO MACHINE OPERATION

Machine performance video.



## SOME OF OUR REMARKABLE CUSTOMERS





## C2006

**Maximum cutting length: 2030 mm.**

**Maximum thickness in steel: 6 mm.**

**Maximum thickness in Stainless Steel: 4 mm.**



## C3006

**Maximum cutting length: 3055 mm.**

**Maximum thickness in steel: 6 mm.**

**Maximum thickness in Stainless Steel: 4 mm.**

# HYDRAULIC SHEARS C3006 CNC

The last generation of NEW CNC vertical cutting Shears C3006, allows to cut any type of metal in a clean and accurate way. Vertical cut shearing is a lot more precise and with its consequent lower energetic expense and cost of the blades. The main advantages of the vertical cut in comparison to the swing cut are:



## Energetic saving

Resistance of material in vertical cut is much lower, which becomes a considerable energetic saving.



## Cutting quality

Clean, perfect and accurate cut.



## Life of the blades

The blades wear is almost nule. The life of the blades is 4 times higher than other shearing systems.

# TECHNICAL FEATURES

The C3006 CNC Shear is supplied as standard with the following components:

## High resistance structure

- > One block bench, mechanized, equipped with spheres to ease up the movement of the sheet.
- > Initial support machined to square of 1000mm with millimeter scale.
- > Three 1000mm millimeter stand arms.
- > LASER lightning on the cutting line.
- > LED front lightning.
- > Cutting of narrow strips without distortion.
- > 4-cutting edged upper and lower blades, with 90° angle, long lasting and the proper ones for cutting of steel.
- > Driving with safety pedal and emergency stop.
- > Back overture with safety optoelectronic devices.
- > Low noise level, improving the quality of work of the operator.
- > Front polycarbonate protection screens that allow to see the cutting line.
- > The machine is delivered completely assembled.

## Precision rear gauge

- > Rear gauge fixed to the structure.
- > Accuracy and repeatability of positioning from +/- 0,1mm.
- > Low maintenance thanks to the use of low friction elements.


## ESA S625 compact CNC

- > The control interface is very intuitive and easy to use.
- > Internal database of materials.
- > Configuration of the piece length by the CNC.

## Enhanced hydraulic group


- > Automatic regulation of the cutting pressure depending on the need for cutting power.
- > Automatic regulation of the pressure of the sheet fastenings.

*\* All our products are manufactured in our facilities in Spain. Hydraulic and electronic components are completely standard from the best European leading trademarks, with technical service all over the world: Rexroth, Bosch, Roquet, Schneider Electric, LG, Telemecanique, Pizzato...*



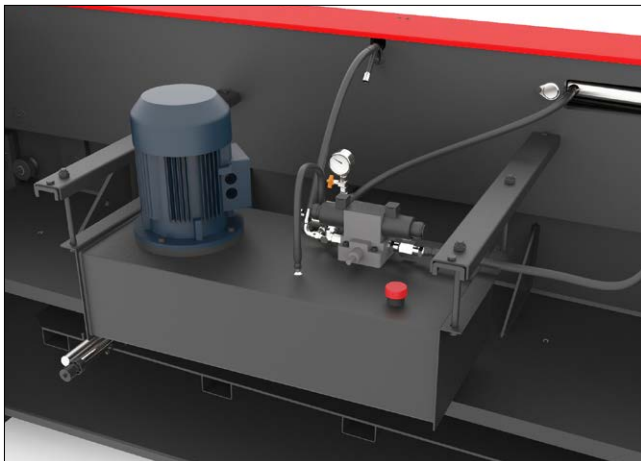
### Rear stop

The back gauge, fixed to the machine's beam or ram, accompanies the material during the cutting process. The back gauge places quickly and accurately on the required position ( $\pm 0.1$  mm). The addition of the CNC eliminates the continuous regulations and allows maintenance to be reduced to a minimum level.



### Ramp of material extraction

This metallic ramp located in the lower part of the cutting zone allows the material to slide down to the extraction area.



### Hydraulic circuit

Fully optimized with high quality and reliability components. It manages the pressure of the pressing cylinders with respect to the shearing force and the cutting length depending on the piece to be cut.



### Laser lighting on the cutting line

Sometimes the geometry of the sheet to be cut and the characteristics of the cut require the operator to visualize a clear cut line. Laser illumination fulfills this function, making this line visible.



## Front supports

The front supports are blocks fixed and machined to the monoblock of the bench. They are equipped with millimeter scales and the initial support has got a lateral gauge with a cutting start square.




## Table

The bench is manufactured in a mechanized single-block and it is a part of the structure. It was dimensioned and optimized by simulation of finite element analysis. Some sliding spheres fixed to the table decrease the friction of the material and contribute to its sliding, facilitating the load to the operator.




## Polycarbonate front protection

These protection screens let the operator have the complete vision of the cutting area and help to place the sheets through the laser cutting line.



## Hydraulic holders

The regulation of the pressure of the holders is carried out automatically according to the cutting force. In this way, we prevent from having to press excessively and from damage particularly delicate sheets.



## COMPACT CNC ESA S625

The operator only has to enter the type of material, thickness, distance from the gauge and the CNC will automatically arrange all components to obtain an optimal result.

- > Equipped with a 7" touch screen makes all operations on the machine simpler and intuitive.
- > Can manage up to 3 axes and 16+ 12 I/O with an integrated PLC.
- > Storage of thousands of part programs.
- > 7" colour touch screen resolution 800x480.
- > 128 MB Silicon Disk.
- > 2 analogue inputs, 12 bits resolution.
- > 16 digital inputs (24Vdc).
- > 16 digital outputs (24Vdc, 0,7A Max.) Protected against overload and short-circuits.
- > 1 serial ports RS232.
- > 1 CAN port with 9 pins SubD F connector.
- > 24Vdc power supply.
- > 1 USB port.
- > 1 Ethernet port that allows to establish the remote connection.



# DETAILED FEATURES



## C2006

3-Phased tension	400/240 V. 50/60 Hz
Hydraulic Pump	16 liters
Container capacity	73 liters
Fix cut inclination	1,75°
Hydraulic rammers	10 units
Goose neck	190 mm
Accuracy and repeatabilit	+/- 0,1 mm
Dimensions	2880x2360x1790 mm
Weight	5100 Kg



## C3006

3-Phased tension	400/240 V. 50/60 Hz
Hydraulic Pump	22 liters
Container capacity	96 liters
Fix cut inclination	1,75°
Hydraulic rammers	15 units
Goose neck	173 mm
Accuracy and repeatability	+/- 0,1 mm
Dimensions	3880x2460x1820 mm
Weight	7500 Kg

Cutting length



2030mm  
3055mm

Motor power



5,5KW / 7,5CV  
9,2KW / 12CV

Maximum thickness in Steel (450N/mm<sup>2</sup>)



6mm  
6mm

Maximum thickness in Stainless Steel (700N/mm<sup>2</sup>)



4mm  
4mm

Strokes per minute



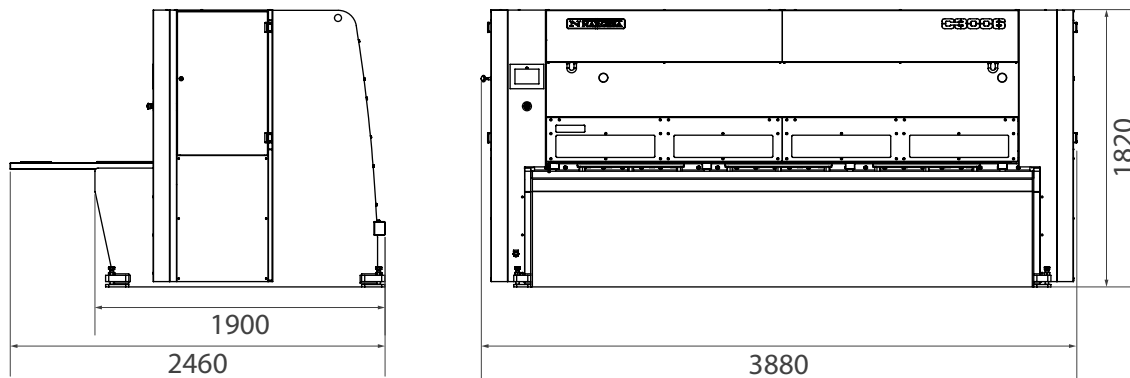
10mm  
12mm

Gauge displacement



700mm  
700mm

# EXTERNAL DIMENSIONS



## CHARACTERISTICS OF THE PACKAGING

- Tariff Item Code: 84623300
- The machine is delivered completely assembled.
- Packing with retractile film.
- Optional: Complete wooden packing NIMF15.


### C3006 CNC

Width	3900 mm
Length	1900 mm
Height	1900 mm
Volume	14,1 m3
Nett weight	7500 Kg.
Gross weight	7511 Kg.

# OPTIONAL ACCESSORIES

## Sheet metal back support C3006 CNC

---



The C3006 CNC sheet metal back support is a holder to prevent sheet metal bending, thus ensuring that it has good contact with the stop.

It is equipped with 70 wheels placed in 10 rows at different distances. These are specifically distributed to provide optimum support on sheets of different sizes. The support also offers two options to take the material off. In the first choice, when it has performed the support function, it descends and tilts to be able to extract the sheet metal from the rear of the machine. In the second option, after cutting, the support rises and the stop pushes the sheet for its extraction from the front of the machine.

- > **Reference:** 140-06-02-00002
- > Pneumatic operation through an external air supply.
- > Pressure switch and pressure regulator supplied with the accessory
- > Integrated pneumatic system
- > Ball recirculation guide for up and down movement
- > Work pressure: 4/7 Kg.
- > Dimensions: 3260x913x760 mm
- > Weight: 250 Kg.

# OUR RANGE OF MACHINERY



IRON WORKERS



SECTION BENDING  
MACHINES



NON-MANDREL PIPE BENDER



HORIZONTAL PRESS BRAKES



TWISTING/SCROLL BENDING  
MACHINES



HYDRAULIC PRESS BRAKES



HYDRAULIC SHEAR  
MACHINES



GAS FORGES



IRON EMBOSSING MACHINES



END WROUGHT IRON  
MACHINES



BROACHING MACHINES



POWER HAMMERS



PRESSES FOR LOCKS

## WARRANTY

Nargesa machines have 3 years warranty provided that the customer registers it in our website. Otherwise it would be only one year warranty. This one encloses any manufacturing default all along these 3 years for components. Any misuse is excluded from this condition. Labor, back and forth shipping and any eventual repair, are not included in this warranty.

Partner companies.



Airpharm

## SHIPMENT EVERYWHERE

Nargesa will arrange transport up to final destination, whenever the customers asks for so. There is also the possibility for the customer to arrange the shipment himself with his own agency.

## TECHNICAL ASSISTANCE

All our customers have access to technical support quickly and efficiently.

90% of incidences are solved out on the phone, mail, Skype or videoconferencing in less than 24hours. In case of needing presencial technical assistance, we may as well send a technician to the customer's facilities.

Follow us

---

### PRADA NARGESA, S.L.

Ctra. De Garrigàs a Sant Miquel s/n  
17476 Palau de Santa Eulalia (Girona) Spain

Tel. +34 972 568 085

[www.nargesa.com](http://www.nargesa.com)

[nargesa@nargesa.com](mailto:nargesa@nargesa.com)



---

This information might undergo changes