
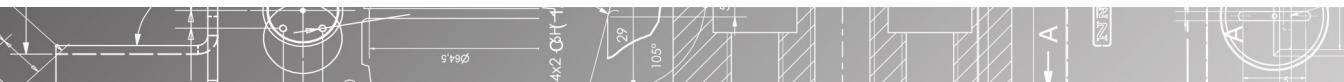


50 years
manufacturing industrial machinery



CATALOG
2022



Shipment everywhere

We arrange shipment anywhere in the world



3 years warranty

Up to 3 years warranty on your machine




We clear up your doubts

Our sales department offers personalized advice



Technical assistance

All our customers have access to technical support quickly and efficiently



Follow us



PRADA NARGESA, S.L.

Ctra. de Garrigàs a Sant Miquel s/n
17476 Palau de Santa Eulàlia (Girona) Spain
Tel. +34 972 568 085 nargesa@nargesa.com

4 Forge furnaces

- ▶ Forge furnace H1
- ▶ Forge furnace H2
- ▶ Forge furnace H3

6 Profile formers

- ▶ Profile former MC150B
- ▶ Profile former MC200
- ▶ Profile former MC400
- ▶ Profile former MC200H
- ▶ Profile former MC650

13 Digital radius gauge**14 Non-Mandrel pipe benders**

- ▶ Non-Mandrel pipe bender CC60
- ▶ Non-Mandrel pipe bender CC90

28 Forge twisting machines

- ▶ Forge twisting machine MT150A
- ▶ Forge twisting machine MT500A

34 End forging machines

- ▶ End forging machine PC16
- ▶ Wrought iron machine NF70

36 Iron embossing machine

- ▶ Iron embossing machine NOA60

51 Power hammer

- ▶ Power hammer MP60

57 Hydraulic press for locks

- ▶ Hydraulic press for locks PI85

60 Broaching machine

- ▶ Broaching machine BM25

74 Horizontal press brake

- ▶ Horizontal press brake PP200CNC

90 Hydraulic iron worker

- ▶ Hydraulic iron worker MX340G
- ▶ Hydraulic iron worker MX700

109 Shears

- ▶ Hydraulic shears C2006CNC
- ▶ Hydraulic shears C3006CNC

111 Press brakes

- ▶ Hydraulic press brake MP1500CNC
- ▶ Hydraulic press brake MP3003CNC

123 Consumables

- ▶ Hydraulic Oil SIL POWER HV46
- ▶ Hydraulic Oil SIL POWER HV68

Forge furnaces

► Forge furnace H1

The new propane forging furnace H1 NARGESA, has been designed to heat up steel in a more efficient and safe way, respecting environment.

More efficient: up to a 75% less gas, achieving higher temperature that any furnace of its range.

Safer: new safety systems for the operator, according to the regulation RD919/2006.

100% Respectful with environment: lower than 0.002€ CO. Inside cover with vermiculite 100% natural and eco-friendly.

| | |
|---|----------------------|
| Reference | 100-04-03-001 |
| Dimensions of combustion chamber | 236x140x100 mm |
| Type of fuel | Propane gas (GLP) |
| Gas intake as 1 per bar | 0,35 Kg/h |
| Adjustable working pressure | 0,1 - 1,5 bar |
| Power (Hi) | 4 kW |
| Maximum temperature | 1300 °C |
| Nr of burners | 1 |
| External dimensions | 310x450x370 mm |
| Weight | 27 Kg |



► Forge furnace H2

The new propane forging furnace H1 NARGESA, has been designed to heat up steel in a more efficient and safe way, respecting environment.

More efficient: up to a 75% less gas, achieving higher temperature that any furnace of its range.

Safer: new safety systems for the operator, according to the regulation RD919/2006.

100% Respectful with environment: lower than 0.002€ CO. Inside cover with vermiculite 100% natural and eco-friendly.

| | |
|---|----------------------|
| Reference | 100-04-01-001 |
| Dimensions of combustion chamber | 324x240x100 mm |
| Type of fuel | Propane gas (GLP) |
| Gas intake as 1 per bar | 0,7 Kg/h |
| Adjustable working pressure | 0,1 - 1,5 bar |
| Power (Hi) | 8 kW |
| Maximum temperature | 1300 °C |
| Nr of burners | 2 |
| External dimensions | 500x440x370 mm |
| Weight | 40 Kg |



Forge furnaces

► Forge furnace H3

The new propane forging furnace H1 NARGESA, has been designed to heat up steel in a more efficient and safe way, respecting environment.

More efficient: up to a 75% less gas, achieving higher temperature that any furnace of its range.

Safer: new safety systems for the operator, according to the regulation RD919/2006.

100% Respectful with environment: lower than 0.002€ CO. Inside cover with vermiculite 100% natural and eco-friendly.

| | |
|---|----------------------|
| Reference | 100-04-04-001 |
| Dimensions of combustion chamber | 464x240x100 mm |
| Type of fuel | Propane gas (GLP) |
| Gas intake as 1 per bar | 1 Kg/h |
| Adjustable working pressure | 0,1 - 1,5 bar |
| Power (Hi) | 12 kW |
| Maximum temperature | 1300 °C |
| Nr of burners | 3 |
| External dimensions | 510x580x370 mm |
| Weight | 53 Kg |



Profile Formers

► Profile former MC150B

Section bending, pipe curving machine MC150B Nargesa. Our pipe bender MC150B is designed to minimize the manufacturing cost and provide maximum performance when bending pipes and profiles. It has been manufactured for different profiles such as flat bar or bar section, T-profile, rolling U-profile, bending angle, bending solid rod, both square and round types, spiral tube or even to perform square, rectangular or round pipe.

| | |
|---------------------------|-------------------------------------|
| Reference | 100-08-07-001 |
| Engine power | 0,75 KW / 1 HPa 1400 r.p.m. |
| Tension | 3 phased 230/400 V o 1 phased 230 V |
| Speed | 6 r.p.m. |
| Axes diameter | 40 mm |
| Rollers diameter | 127 mm |
| Useful axes length | 74 mm |
| Dimensions | 680x950x1240 mm |
| Weight | 270 Kg |



► Profile former MC200

Profile former MC200 Nargesa, is made of mechanized and weldes Steel sheet. Unlike others, this one's not made of melting. It has been conceived for work pipes and profiles. It is ideal for making spiral stairs, to bend pipes in spiral shapes, flanges for pipes, greenhouses, handrails, tables, chairs, doors, windows... making all kind of circular shapes in all kinds of profiles

| | |
|-----------------------------|----------------------|
| Reference | 100-08-02-002 |
| Engine power | 1,1 KW / 1,5 HP |
| Three-phased tension | 230 / 400 V |
| Speed | 8 r.p.m. |
| Axes diameter | 40 mm |
| Rollers diameter | 127 mm |
| Useful axes length | 74 mm |
| Dimensions | 790x810x1300 mm |
| Weight | 320 Kg |



Profile Formers

► Profile former MC400

Profile former MC400 Nargesa, is made of mechanized and welded Steel sheet. Unlike others, this one's not made of melting. It has been conceived for work pipes and profiles. It is ideal for making spiral stairs, to bend pipes in spiral shapes, flanges for pipes, greenhouses, handrails, tables, chairs, doors, windows... making all kind of circular shapes in all kinds of profiles.

| | |
|-----------------------------|----------------------|
| Reference | 100-08-01-001 |
| Engine power | 1,1 KW / 1,5 HP |
| Three-phased tension | 230 / 400 V |
| Speed | 7 r.p.m. |
| Axes diameter | 40 mm |
| Rollers diameter | 130 mm |
| Useful axes length | 80 mm |
| Dimensions | 660x760x1250 mm |
| Weight | 365 Kg |



► Profile former MC200H

Profile Former MC200H Nargesa, made of welded and mechanized steel sheet. Unlike the others, this one is not made of cast iron. Ideal for making flanges, greenhouses, balausters, tables, chairs, doors, windows... making a great number of circular shape in all kinds of profiles. Its robustness, axis diameter, reducer capacity and other features, make it one of the best bending machines in the market, within the category of two traction rollers.

| | |
|-----------------------------|----------------------|
| Reference | 100-08-03-001 |
| Engine power | 1,85KW / 2,5 HP |
| Three-phased tension | 230 / 400 V |
| Speed | 8 r.p.m. |
| Axes diameter | 40 mm |
| Rollers diameter | 127 mm |
| Useful axes length | 74 mm |
| Dimensions | 790x810x1540 mm |
| Weight | 360 Kg |



Accessories for Profile formers MC150B, MC200, MC200H and MC400

► Set of treated steel rollers



Set of 3 treated steel rollers for steel round pipe or stainless steel, thickness bigger than 2 mm. When pipe sizes are smaller, two sizes are included in the same roller.

Eg. (25 + 30) o (1/2" + 1"1/4")

Always clean up the rollers well before using stainless steel not to get the pipe contaminated.

| Tube size in mm | | |
|---------------------------|--|----------|
| Reference | Dimensions | Weight |
| 140-08-01-RHT0007 | (25 + 30) | 17,00 Kg |
| 140-08-01-RHT0006 | (20 + 35) | 16,50 Kg |
| 140-08-01-RHT0001 | 40 | 16,60 Kg |
| 140-08-01-RHT0002 | 50 | 14,25 Kg |
| 140-08-01-RHT0003 | 60 | 11,10 Kg |
| For Schedule pipe | | |
| 140-08-01-RHISOT0006 | (3/4" + 1/2") = (26,9 + 21,3 mm) | 17,70 Kg |
| 140-08-01-RHISOT0007 | (1" + 3/8") = (33,7 + 17,2 mm) | 17,00 Kg |
| 140-08-01-RHISOT0002 | 1" 1/4 = 42,4 mm | 16,00 Kg |
| 140-08-01-RHISOT0003 | 1" 1/2 = 48,3 mm | 14,40 Kg |
| 140-08-01-RHISOT0004 | 2" = 60,3 mm | 11,15 Kg |
| For Whitworth inches pipe | | |
| 140-08-01-RHWT-00001 | (1/2" + 1"1/4") = (12,700 + 31,751 mm) | 18,00 Kg |
| 140-08-01-RHWT-00002 | (1" + 3/4") = (25,401 + 19,051 mm) | 18,50 Kg |
| 140-08-01-RHWT-00003 | 1"1/2 = 38,101 mm | 17,25 Kg |
| 140-08-01-RHWT-00004 | 2" = 50,802 mm | 13,60 Kg |
| 140-08-01-RHWT-00005 | 2"1/2 = 63,502 mm | 9,75 Kg |

Accessories for Profile formers MC150B, MC200, MC200H and MC400

► Set of Sustarin rollers



Set of 3 Sustarin rollers for stainless steel pipes, aluminium and delicate materials for thickness smaller than 2.5 mm.

When pipe sizes are smaller, two sizes are included in the same roller.

Eg. (25 + 30)

Sustarin rollers do not spoil or contaminate the pipe.

For any other size or profile please ask the manufacturer.

| Tube size in mm | | |
|---------------------------|--|---------|
| Reference | Dimensions | Weight |
| 140-08-01-RI0007 | (25 + 30) | 1,40 Kg |
| 140-08-01-RI0001 | (20 + 35) | 1,40 Kg |
| 140-08-01-RI0010 | 33 | 1,50 Kg |
| 140-08-01-RI0004 | 40 | 1,40 Kg |
| 140-08-01-RI0003 | 43 | 1,30 Kg |
| 140-08-01-RI0006 | 50 | 1,20 Kg |
| 140-08-01-RI0008 | 60 | 0,90 Kg |
| For Whitworth inches pipe | | |
| 140-08-01-RIW-00001 | (1/2" + 1"1/4") = (12,700 + 31,751 mm) | 1,80 Kg |
| 140-08-01-RIW-00002 | (1" + 3/4") = (25,401 + 19,051 mm) | 1,50 Kg |
| 140-08-01-RIW-00003 | 1"1/2 = 38,101 mm | 1,40 Kg |
| 140-08-01-RIW-00004 | 2" = 50,802 mm | 1,20 Kg |
| 140-08-01-RIW-00005 | 2"1/2 = 63,502 mm | 0,90 Kg |

Profile Formers

► Profile former MC650

The Pipe and Section Bending Machine Nargesa MC650 is ideal for making flanges, greenhouses, rails, large structures for the construction and all kinds of circular shapes in various profiles and pipes in small and large sizes.

| | |
|------------------------------|----------------------------|
| Reference | 100-08-08-001 |
| Engine power | 3 Kw / 4 HP |
| Hydraulic motor power | 0,75 Kw / 1 HP |
| Three-phased tension | 230/400 V 3-phased |
| Rollers Speed | 5 r.p.m. |
| Axis diameter | Lower 65 mm / Higher 80 mm |
| Useful length of axis | 130 mm |
| Dimensions | 990x1310x1300 mm |
| Weight | 1262 Kg |



Accessories for Profile formers MC650

► Set of treated steel rollers



Set of 3 sets of treated steel rollers for steel round pipe or stainless steel, thickness bigger than 2 mm. When pipe sizes are smaller, two sizes are included in the same roller.

Eg. (25 + 30) o (1/2" + 1"1/4")

Always clean up the rollers well before using stainless steel not to get the pipe contaminated.

| Tube size in mm | | |
|---------------------------|-------------------------------------|----------|
| Reference | Dimensions | Weight |
| 140-08-08-RHT0001 | (25 + 30) | 45,30 Kg |
| 140-08-08-RHT0002 | (20 + 35) | 44,80 Kg |
| 140-08-08-RHT0003 | 40 | 45,30 Kg |
| 140-08-08-RHT0004 | 50 | 40,80 Kg |
| 140-08-08-RHT0005 | 60 | 35,70 Kg |
| 140-08-08-RHT0006 | 70 | 64,70 Kg |
| 140-08-08-RHT0007 | 80 | 57,40 Kg |
| 140-08-08-RHT0008 | 90 | 49,50 Kg |
| 140-08-08-RHT0009 | 100 | 41,00 Kg |
| For Schedule pipe | | |
| 140-08-08-RHISOT0001 | (3/8" + 1/2") = (17,2 + 21,3 mm) | 49,50 Kg |
| 140-08-08-RHISOT0002 | (1" + 3/4") = (33,7 + 26,9 mm) | 43,75 Kg |
| 140-08-08-RHISOT0003 | 1" 1/4 = 42,4 mm | 44,40 Kg |
| 140-08-08-RHISOT0004 | 1" 1/2 = 48,3 mm | 41,60 Kg |
| 140-08-08-RHISOT0005 | 2" = 60,3 mm | 35,50 Kg |
| 140-08-08-RHISOT0006 | 2" 1/2 = 73 mm | 62,60 Kg |
| 140-08-08-RHWT0007 | 3" = 88,9 mm | 50,35 Kg |
| 140-08-08-RHWT0008 | 3" 1/2 = 101,6 mm | 39,50 Kg |
| For Whitworth inches pipe | | |
| 140-08-08-RHWT0001 | (1/2" + 1"1/4") = (12,7 + 31,75 mm) | 47,25 Kg |
| 140-08-08-RHWT0002 | (1" + 3/4") = (25,4 + 19,05 mm) | 48,00 Kg |
| 140-08-08-RHWT0003 | 1"1/2 = 38,1 mm | 45,90 Kg |
| 140-08-08-RHWT0004 | 2" = 50,8 mm | 40,70 Kg |
| 140-08-08-RHWT0005 | 2"1/2 = 63,5 mm | 33,70 Kg |
| 140-08-08-RHWT0006 | 3" = 76,2 mm | 60,20 Kg |
| 140-08-08-RHWT0007 | 3" 1/2 = 88,9 mm | 50,35 Kg |
| 140-08-08-RHWT0008 | 4" = 101,6 mm | 39,50 Kg |

Accessories for Profile formers MC650

► Set of Sustarin rollers



Set of 3 Sustarin rollers for stainless steel pipes, aluminium and delicate materials for thickness smaller than 2.5 mm.

When pipe sizes are smaller, two sizes are included in the same roller.

Eg. (25 + 30)

Sustarin rollers do not spoil or contaminate the pipe.

For any other size or profile please ask the manufacturer.

| Tube size in mm | | |
|---------------------------|---|----------|
| Reference | Dimensions | Weight |
| 140-08-08-RI0001 | (25 + 30) | 9,35 Kg |
| 140-08-08-RI0002 | (20 + 35) | 9,25 Kg |
| 140-08-08-RI0003 | 40 | 9,30 Kg |
| 140-08-08-RI0004 | 50 | 8,50 Kg |
| 140-08-08-RI0005 | 60 | 7,60 Kg |
| 140-08-08-RI0006 | 70 | 6,50 Kg |
| 140-08-08-RI0007 | 80 | 11,80 Kg |
| 140-08-08-RI0008 | 90 | 10,35 Kg |
| 140-08-08-RI0009 | 100 | 8,80 Kg |
| For Schedule pipe | | |
| 140-08-08-RIISOT0001 | $(3/8" + 1/2") = (17,2 + 21,3 \text{ mm})$ | 10,10 Kg |
| 140-08-08-RIISOT0002 | $(1" + 3/4") = (33,7 + 26,9 \text{ mm})$ | 9,00 Kg |
| 140-08-08-RIISOT0003 | 1" 1/4 = 42,4 mm | 9,15 Kg |
| 140-08-08-RIISOT0004 | 1" 1/2 = 48,3 mm | 8,65 Kg |
| 140-08-08-RIISOT0005 | 2" = 60,3 mm | 7,55 Kg |
| 140-08-08-RIISOT0006 | 2" 1/2 = 73 mm | 14,20 Kg |
| 140-08-08-RIWT0007 | 3" = 88,9 mm | 10,50 Kg |
| 140-08-08-RIWT0008 | 3" 1/2 = 101,6 mm | 8,50 Kg |
| For Whitworth inches pipe | | |
| 140-08-08-RIWT0001 | $(1/2" + 1"1/4") = (12,7 + 31,75 \text{ mm})$ | 9,65 Kg |
| 140-08-08-RIWT0002 | $(1" + 3/4") = (25,4 + 19,05 \text{ mm})$ | 9,80 Kg |
| 140-08-08-RIWT0003 | 1"1/2 = 38,1 mm | 9,40 Kg |
| 140-08-08-RIWT0004 | 2" = 50,8 mm | 8,45 Kg |
| 140-08-08-RIWT0005 | 2"1/2 = 63,5 mm | 7,25 Kg |
| 140-08-08-RIWT0006 | 3" = 76,2 mm | 12,30 Kg |
| 140-08-08-RIWT0007 | 3" 1/2 = 88,9 mm | 10,50 Kg |
| 140-08-08-RIWT0008 | 4" = 101,6 mm | 8,50 Kg |

Digital radius gauge

► High precision digital radius gauge

Especially designed for measuring radii on profiles.

The High precision digital radius gauge allows the user to have a direct and immediate reading of inner and outer radius in a range from 55 to 11.250 millimeters or from 2" to 443" inches.

The High precision digital radius gauge measures radii in spherical objects such as tubes, profiles and pipes in a quick and accurate way.

It is really fast and easy to use! It indicates the inner or outer radius of the part we are bending without removing it from the machine and without needing to previously draw and cut a guide template.

| | |
|---|---|
| Reference | 140-MED08-00001 |
| Measurement scope | From 55 to 11.250 mm or from 2" to 443" |
| Error tolerance over the radius | $\Delta R = (0.01 \cdot R) \text{mm}$ |
| Error toler. over the touch sensor | $\Delta L = 0.02 \text{mm}$ |
| Power supply | 3V CR2032 Lithium battery |
| Radius gauge dimensions | 250x60x40 mm |
| 100 arc meter dimensions | 125x57x20 mm |
| 200 arc meter dimensions | 225x54x20 mm |
| 300 arc meter dimensions | 325x59x20 mm |
| Weight | 1,3 Kg |



- Includes 3V CR2032 lithium battery
- Includes 3 measurement arcs (100, 200 and 300 mm).
- Supplied with a shock-resistant stainless Steel briefcase.

Non-Mandrel Pipe Benders

► Non-mandrel pipe bender CC60

The new generation of CC60 non-mandrel pipe benders makes up to 180° curves on hollow pipes with the best finish, the greatest speed and thinner than other machines in the same category. Pipes may be round, oval, square, rectangular...made of different materials, iron, aluminum, stainless steel, copper...

| | |
|---|--|
| Reference | 100-17-01-001 |
| Engine power | 1,1 KW / 1,5 CV |
| Single-phase tension | 230 V Single-phase 50/60 Hz |
| Automatic rotation speed | From 1,1 to 3,5 r.p.m. |
| Intensity | 5 A |
| Minimum radius of curvature | 3 times the pipe diameter |
| Maximum radius of curvature | 320 mm |
| Maximum working stroke on round steel pipe | 60,3mm or 2" Schedule-40 or 2" 1/4 x 4mm. |
| Maximum angle of curvature | 180° |
| Dimensions | 630x1000x1150 mm |
| Weight | 365 Kg |



NEW



Accessories for Non-Mandrel Pipe Bender CC60

► Accessories for round pipes in millimeters · 12 to 60 mm



Rollers made of treated Steel. Units suitable for bending all types of round pipes 12 to 60 millimeters. The following is supplied with the unit: A main roller, a counter-shape, a clamp with a fastener
Check with the manufacturer for other dimensions

| REF. | Diam. Ext. | Radius | Min. thickness | Max. thickness | Weight |
|-------------------------------------|------------|----------|----------------|----------------|---------|
| Set diameter 12mm Radius 60 | | | | | |
| 140-17-01-10012 | 12mm | 60mm | 1mm | 5mm | 3,26Kg |
| Set diameter 15mm Radius 60 | | | | | |
| 140-17-01-10001 | 15mm | 4D=60mm | 1mm | 5mm | 3,18Kg |
| Set diameter 18mm Radius 60 | | | | | |
| 140-17-01-10010 | 18mm | 60mm | 1mm | 5mm | 3,11Kg |
| Set diameter 20mm Radius 60 | | | | | |
| 140-17-01-10002 | 20mm | 3D=60mm | 1mm | 5mm | 3,22Kg |
| Set diameter 22mm Radius 66 | | | | | |
| 140-17-01-10014 | 22mm | 3D=66mm | 1mm | 5mm | 4,10Kg |
| Set diameter 25mm Radius 75 | | | | | |
| 140-17-01-10003 | 25mm | 3D=75mm | 1,2mm | 5mm | 5,55Kg |
| Set diameter 28mm Radius 84 | | | | | |
| 140-17-01-10011 | 28mm | 3D=84mm | 1,2mm | 5mm | 7,28Kg |
| Set diameter 30mm Radius 90 | | | | | |
| 140-17-01-10004 | 30mm | 3D=90mm | 1,2mm | 5mm | 8,29Kg |
| Set diameter 32mm Radius 96 | | | | | |
| 140-17-01-10013 | 32mm | 3D=96mm | 1,5mm | 5mm | 10,16Kg |
| Set diameter 35mm Radius 105 | | | | | |
| 140-17-01-10005 | 35mm | 3D=105mm | 1,5mm | 5mm | 12,14Kg |
| Set diameter 40mm Radius 120 | | | | | |
| 140-17-01-10006 | 40mm | 3D=120mm | 1,5mm | 5mm | 17,11Kg |
| Set diameter 50mm Radius 150 | | | | | |
| 140-17-01-10007 | 50mm | 3D=150mm | 2mm | 5mm | 31,41Kg |
| Set diameter 60mm Radius 180 | | | | | |
| 140-17-01-10008 | 60mm | 3D=180mm | 2mm | 2,5mm | 40,88Kg |

► Accessories for 60mm round pipes



Rollers made of treated steel. Suitable kit to bend 60mm tube of 3mm wall thickness or thicker. The following is supplied with the unit: A main roller, a clamp with a fastener, a support holder
Check with the manufacturer for other dimensions
Supporting Roller Kit REF: 140-17-01-00002 is required

| REF. | Diam. Ext. | Radius | Min. thickness | Max. thickness | Weight |
|---|------------|----------|----------------|----------------|---------|
| Set diameter 60mm Radius 180 with support holder | | | | | |
| 140-17-01-10009 | 60mm | 3D=180mm | 3mm | 4mm | 40,58Kg |

Accessories for Non-Mandrel Pipe Bender CC60

► Accessories for round pipes 3/8" to 1" 1/2 Schedule



Rollers made of treated Steel. Units suitable for bending all types of round pipes 3/8" to 1" 1/2 Schedule.

The following is supplied with the unit: A main roller, a counter-shape, a clamp with a fastener
Check with the manufacturer for other dimensions

| REF. | Diam. Ext. | Diam. Ext. | Radius | SCH10 | SCH40 | SCH80 | SCH160 | Weight |
|---|------------|------------|------------|--------|--------|--------|--------|---------|
| Set diameter 17,10mm Radius 60mm Diameter 3/8" Schedule | | | | | | | | |
| 140-17-01-20001 | 3/8" | 17,1mm | 60mm | 1,65mm | 2,31mm | 3,20mm | — | 4,22Kg |
| Set diameter 21,30mm Radius 63,9mm Diameter 1/2" Schedule | | | | | | | | |
| 140-17-01-20002 | 1/2" | 21,3mm | 3D=63,9 mm | 2,11mm | 2,77mm | 3,73mm | 4,78mm | 3,56Kg |
| Set diameter 26,70mm Radius 80,1mm Diameter 3/4" Schedule | | | | | | | | |
| 140-17-01-20003 | 3/4" | 26,7mm | 3D=80,1mm | 2,11mm | 2,87mm | 3,91mm | 5,56mm | 6,74Kg |
| Set diameter 33,70mm Radius 101,1mm Diameter 1" Schedule | | | | | | | | |
| 140-17-01-20004 | 1" | 33,7mm | 3D=101,1mm | 2,77mm | 3,38mm | 4,55mm | 6,35mm | 11,18Kg |
| Set diameter 42,40mm Radius 127,2mm Diameter 1" 1/4 Schedule | | | | | | | | |
| 140-17-01-20005 | 1" 1/4 | 42,4mm | 3D=127,2mm | 2,77mm | 3,56mm | 4,85mm | 6,35mm | 18,86Kg |
| Set diameter 48,30mm Radius 144,9mm Diameter 1" 1/2 Schedule | | | | | | | | |
| 140-17-01-20006 | 1" 1/2 | 48,3mm | 3D=144,9mm | 2,77mm | 3,68mm | 5,08mm | — | 27,05Kg |

► Accessories for 2" Schedule round pipes



Rollers made of treated steel. Suitable kit to bend 2" tube of 2,77mm wall thickness or thicker.

The following is supplied with the unit: A main roller, a clamp with a fastener, a support holder

Check with the manufacturer for other dimensions

Supporting Roller Kit REF: 140-17-01-00002 is required

| REF. | Diam. Ext. | Diam. Ext. | Radius | SCH10 | SCH40 | SCH80 | SCH160 | Weight |
|---|------------|------------|------------|--------|--------|-------|--------|---------|
| Set diameter 60,30mm Radius 180,9mm Diameter 2" Schedule | | | | | | | | |
| 140-17-01-20007 | 2" | 60,30mm | 3D=180,9mm | 2,77mm | 3,91mm | — | — | 45,75Kg |

* All capacities are based on the norm of carbon steel tubes according to ASTM, Standard A-53 grade A with a maximum resistance strength of 330MPa. The walls with more thickness to the established one and the materials with more resistance, reduce the capacities of the machine. Check with your material supplier for the specifications of this one.

Accessories for Non-Mandrel Pipe Bender CC60


► Accessories for round pipes in inches · 1/2" to 2" 1/4 inches



Rollers made of treated Steel. Units suitable for bending all types of round pipes 1/2" to 2" 1/4 inches. The following is supplied with the unit: A main roller, a counter-shape, a clamp with a fastener
Check with the manufacturer for other dimensions

| REF. | Diam. Ext. | Diam. Ext. | Radius | Min. thickness | Max. thickness | Weight |
|--|------------|------------|-------------|----------------|----------------|---------|
| Set diameter 12,7mm Radius 60mm Diameter 1/2" inches | | | | | | |
| 140-17-01-30011 | 1/2" | 12,7mm | 60mm | 1mm | 4mm | 3,37Kg |
| Set diameter 15,88mm Radius 60mm Diameter 5/8" inches | | | | | | |
| 140-17-01-30001 | 5/8" | 15,88mm | 60mm | 1mm | 4mm | 3,61Kg |
| Set diameter 19,05mm Radius 60mm Diameter 3/4" inches | | | | | | |
| 140-17-01-30002 | 3/4" | 19,05mm | 60mm | 1mm | 4mm | 2,79Kg |
| Set diameter 22,22mm Radius 66mm Diameter 7/8" inches | | | | | | |
| 140-17-01-10014 | 7/8" | 22,22mm | 66mm | 1mm | 5mm | 4,10Kg |
| Set diameter 25,40mm Radius 76,20mm Diameter 1" inches | | | | | | |
| 140-17-01-30003 | 1" | 25,4mm | 3D=76,2mm | 1,2mm | 5mm | 5,72Kg |
| Set diameter 31,75mm Radius 95,25mm Diameter 1" 1/4 inches | | | | | | |
| 140-17-01-30004 | 1" 1/4 | 31,75mm | 3D=95,25mm | 1,5mm | 6mm | 10,21Kg |
| Set diameter 38,10mm Radius 114,30mm Diameter 1" 1/2 inches | | | | | | |
| 140-17-01-30005 | 1" 1/2 | 38,10mm | 3D=114,3mm | 1,5mm | 7mm | 15,69Kg |
| Set diameter 44,45mm Radius 133,35mm Diameter 1" 3/4 inches | | | | | | |
| 140-17-01-30010 | 1" 3/4 | 44,45mm | 3D=133,35mm | 2mm | 5mm | 21,86Kg |
| Set diameter 50,8mm Radius 152,4mm Diameter 2" inches | | | | | | |
| 140-17-01-30006 | 2" | 50,80mm | 3D=152,4mm | 2mm | 5mm | 32,24Kg |
| Set diameter 57,15mm Radius 171,45mm Diameter 2" 1/4 inches | | | | | | |
| 125-17-01-30007 | 2" 1/4 | 57,15mm | 3D=171,45mm | 2mm | 2,5mm | 36,13Kg |

► Accessories for 2" 1/4 round pipes



Rollers made of treated Steel. Suitable kit to bend 2" 1/4 tube of 3mm wall thickness or thicker. The following is supplied with the unit: A main roller, a clamp with a fastener, a support holder
Check with the manufacturer for other dimensions
Supporting Roller Kit REF: 140-17-01-00002 is required

| REF. | Diam. Ext. | Diam. Ext. | Radius | Min. thickness | Max. thickness | Weight |
|---|------------|------------|-------------|----------------|----------------|---------|
| Set diameter 57,15mm Radius 171,45mm Diameter 2" 1/4 with support holder | | | | | | |
| 140-17-01-30008 | 2" 1/4 | 57,15mm | 3D=171,45mm | 3mm | 4mm | 35,91Kg |

* The walls with more thickness to the established one and the materials with more resistance, reduce the capacities of the machine.

Accessories for Non-Mandrel Pipe Bender CC60

► Supporting Roller Kit CC60



REF: 140-17-01-00002

The CC60 Supporting Roller Kit is used to bend:

- 60mm tube of 3mm wall thickness or thicker
- 2" Schedule tube of 2,77mm wall thickness or thicker
- 2" 1/4 tube of 3mm wall thickness or thicker

Weight: 9,85Kg

► Accessories for square pipes in millimeters · 20 to 40 mm



Rollers made of treated Steel. Units suitable for bending all types of square pipes 20 to 40mm. The following is supplied with the unit: A main roller, a counter-shape, a clamp with a fastener
Check with the manufacturer for other dimensions

| REF. | Section | Radius | Min. thickness | Max. thickness | Weight |
|--|---------|----------|----------------|----------------|---------|
| Square Tube Die Set 20mm Radius 100mm | | | | | |
| 140-17-01-10101 | 20x20mm | 5D=100mm | 1,5mm | 4mm | 11,1Kg |
| Square Tube Die Set 25mm Radius 115mm | | | | | |
| 140-17-01-10102 | 25x25mm | 115mm | 2mm | 4mm | 14,75Kg |
| Square Tube Die Set 30mm Radius 135mm | | | | | |
| 140-17-01-10103 | 30x30mm | 135mm | 2mm | 4mm | 22Kg |
| Square Tube Die Set 40mm Radius 165mm | | | | | |
| 140-17-01-10104 | 40x40mm | 165mm | 2mm | 5mm | 34,15Kg |

► Accessories for square pipes in inches · 3/4" to 1" 1/2 inches



Rollers made of treated Steel. Units suitable for bending all types of square pipes 3/4" to 1" 1/2 inches. The following is supplied with the unit: A main roller, a counter-shape, a clamp with a fastener
Check with the manufacturer for other dimensions

| REF. | Section | Section | Radius | Radius | Min. Thick. | Max. Thick. | Weight |
|---|---------------|---------------|--------|---------|-------------|-------------|--------|
| Square Tube Die Set 3/4" (19,05mm) Radius 4" (101,6mm) | | | | | | | |
| 140-17-01-30101 | 3/4"x3/4" | 19,05x19,05mm | 4" | 101,6mm | 1,5mm | 4mm | 11,5Kg |
| Square Tube Die Set 1" (25,4mm) Radius 4,5" (114,3mm) | | | | | | | |
| 140-17-01-30102 | 1"x1" | 25,4x25,4mm | 4" 1/2 | 114,3mm | 2mm | 4mm | 14,6Kg |
| Square Tube Die Set 1" 1/4 (31,75mm) Radius 5,5" (139,7mm) | | | | | | | |
| 140-17-01-30103 | 1" 1/4x1" 1/4 | 31,75x31,75mm | 5" 1/2 | 139,7mm | 2mm | 4mm | 23,3Kg |
| Square Tube Die Set 1" 1/2 (38,1mm) Radius 6,5" (165,1mm) | | | | | | | |
| 140-17-01-30104 | 1" 1/2x1" 1/2 | 38,1x38,1mm | 6" 1/2 | 165,1mm | 2mm | 5mm | 34,6Kg |

Accessories for Non-Mandrel Pipe Bender CC60

► Nargesa BEND8 aerosol lubricant



The CC60 pipe bender comes with a 400 ml bottle of BEND8 lubricant. This is a high-additive and low-viscosity aerosol oil. Contains PTFE. Does not contain silicone.

- Enables the finish on the outer bend
- Inhibits roughness and inner marks
- Reduces wear of the tooling
- Especially designed for tubes of small thickness
- Lubricates to reduce friction
- Avoids and dissolves corrosion
- Gives shine and protects
- Cleans up and removes dirt

| REF. | Description | Quantity | Weight |
|---------------|--------------------------|----------|----------|
| 060-SPR-00003 | 400 ml bottle | 400ml | 0,390 Kg |
| 060-SPR-00004 | Box of 12 400 ml bottles | 12x400ml | 4,830 Kg |

► CC60 2-axis positioning gauge



The gauge of the CC60 allows to make mass produced parts, much faster, more accurate and repetitively.

- Adjustable longitudinal positioning with 6 positions
- Angular head rotation every 5 degrees
- Four-clamp plate adjustable to round and square tube
- Longitudinal movement with high precision linear guides
- Automatic anti-collision control
- Easy handling and preparation for difficult parts

| REF. | Gauge length | Maximum capacity | Weight |
|-----------------|--------------|---------------------|--------|
| 140-17-01-50000 | 3000mm | 60,3mm, 2" Schedule | 125Kg |

Non-Mandrel Pipe Benders

► Non-mandrel pipe bender CC90

The new generation of CC90 non-mandrel pipe benders makes up to 180° curves on hollow pipes with the best finish, the greatest speed and thinner than other machines in the same category. Pipes may be round, oval, square, rectangular...made of different materials, iron, aluminum, stainless steel, copper...

| | |
|---|--|
| Reference | 100-17-02-001 |
| Engine power | 2,2 Kw / 3 CV |
| Three-phased tension | 230/400 V 50/60 Hz |
| Automatic rotation speed | From 0,75 to 2,2 r.p.m. |
| Intensity | 9/5 A |
| Minimum radius of curvature | 3 times the pipe diameter |
| Maximum radius of curvature | 346 mm |
| Maximum working stroke on round steel pipe | 90mm or 3" Schedule or 3" 1/2 Whitworth or 3" Gas x 6mm. |
| Maximum angle of curvature | 180° |
| Dimensions | 700x1300x1360 mm |
| Weight | 860 Kg |



NEW



Accessories for Non-Mandrel Pipe Bender CC90

► Accessories for round pipes in millimeters · 12 to 80 mm



Rollers made of treated Steel. Units suitable for bending all types of round pipes 12 to 80 millimeters. The following is supplied with the unit: A main roller, a counter-shape, a clamp with a fastener
Check with the manufacturer for other dimensions

| REF. | Diam. Ext. | Radius | Min. thickness | Max. thickness | Weight |
|-------------------------------------|------------|----------|----------------|----------------|---------|
| Set diameter 12mm Radius 60 | | | | | |
| 140-17-01-10012 | 12mm | 60mm | 1mm | 5mm | 3,26Kg |
| Set diameter 15mm Radius 60 | | | | | |
| 140-17-01-10001 | 15mm | 4D=60mm | 1mm | 5mm | 3,18Kg |
| Set diameter 18mm Radius 60 | | | | | |
| 140-17-01-10010 | 18mm | 60mm | 1mm | 5mm | 3,11Kg |
| Set diameter 20mm Radius 60 | | | | | |
| 140-17-01-10002 | 20mm | 3D=60mm | 1mm | 5mm | 3,22Kg |
| Set diameter 22mm Radius 66 | | | | | |
| 140-17-01-10014 | 22mm | 3D=66mm | 1mm | 5mm | 4,10Kg |
| Set diameter 25mm Radius 75 | | | | | |
| 140-17-01-10003 | 25mm | 3D=75mm | 1,2mm | 5mm | 5,55Kg |
| Set diameter 28mm Radius 84 | | | | | |
| 140-17-01-10011 | 28mm | 3D=84mm | 1,2mm | 5mm | 7,28Kg |
| Set diameter 30mm Radius 90 | | | | | |
| 140-17-01-10004 | 30mm | 3D=90mm | 1,2mm | 5mm | 8,29Kg |
| Set diameter 32mm Radius 96 | | | | | |
| 140-17-01-10013 | 32mm | 3D=96mm | 1,5mm | 5mm | 10,16Kg |
| Set diameter 35mm Radius 105 | | | | | |
| 140-17-01-10005 | 35mm | 3D=105mm | 1,5mm | 5mm | 12,14Kg |
| Set diameter 40mm Radius 120 | | | | | |
| 140-17-01-10006 | 40mm | 3D=120mm | 1,5mm | 5mm | 17,11Kg |
| Set diameter 50mm Radius 150 | | | | | |
| 140-17-01-10007 | 50mm | 3D=150mm | 2mm | 5mm | 31,41Kg |
| Set diameter 60mm Radius 180 | | | | | |
| 140-17-01-10008 | 60mm | 3D=180mm | 2mm | 2,5mm | 40,88Kg |
| Set diameter 70mm Radius 210 | | | | | |
| 140-17-02-10001 | 70mm | 3D=210mm | 3,6mm | 6mm | 72,40Kg |
| Set diameter 80mm Radius 240 | | | | | |
| 140-17-02-10002 | 80mm | 3D=240mm | 4mm | 5mm | 88,17Kg |

Accessories for Non-Mandrel Pipe Bender CC90

► Accessories for 90mm round pipes



Rollers made of treated steel. Suitable kit to bend 90mm tube of 4mm wall thickness or thicker. The following is supplied with the unit: A main roller, a clamp with a fastener, a support holder
Check with the manufacturer for other dimensions
Supporting Roller Kit REF: 140-17-02-00002 is required

| REF. | Diam. Ext. | Radius | Min. thickness | Max. thickness | Weight |
|-------------------------------------|------------|----------|----------------|----------------|----------|
| Set diameter 90mm Radius 270 | | | | | |
| 140-17-02-10003 | 90mm | 3D=270mm | 4mm | 5mm | 114,36Kg |

* The walls with more thickness to the established one and the materials with more resistance, reduce the capacities of the machine.

Accessories for Non-Mandrel Pipe Bender CC90

► Accessories for round pipes 3/8" to 2" 1/2 Schedule



Rollers made of treated Steel. Units suitable for bending all types of round pipes 3/8" to 2" 1/2 Schedule.

The following is supplied with the unit: A main roller, a counter-shape, a clamp with a fastener
Check with the manufacturer for other dimensions

| REF. | Diam. Ext. | Diam. Ext. | Radius | SCH10 | SCH40 | SCH80 | SCH160 | Weight |
|---|------------|------------|------------|--------|--------|--------|--------|---------|
| Set diameter 17,10mm Radius 60mm Diameter 3/8" Schedule | | | | | | | | |
| 140-17-01-20001 | 3/8" | 17,1mm | 60mm | 1,65mm | 2,31mm | 3,20mm | — | 4,22Kg |
| Set diameter 21,30mm Radius 63,9mm Diameter 1/2" Schedule | | | | | | | | |
| 140-17-01-20002 | 1/2" | 21,3mm | 3D=63,9 mm | 2,11mm | 2,77mm | 3,73mm | 4,78mm | 3,56Kg |
| Set diameter 26,70mm Radius 80,1mm Diameter 3/4" Schedule | | | | | | | | |
| 140-17-01-20003 | 3/4" | 26,7mm | 3D=80,1mm | 2,11mm | 2,87mm | 3,91mm | 5,56mm | 6,74Kg |
| Set diameter 33,70mm Radius 101,1mm Diameter 1" Schedule | | | | | | | | |
| 140-17-01-20004 | 1" | 33,7mm | 3D=101,1mm | 2,77mm | 3,38mm | 4,55mm | 6,35mm | 11,18Kg |
| Set diameter 42,40mm Radius 127,2mm Diameter 1" 1/4 Schedule | | | | | | | | |
| 140-17-01-20005 | 1" 1/4 | 42,4mm | 3D=127,2mm | 2,77mm | 3,56mm | 4,85mm | 6,35mm | 18,86Kg |
| Set diameter 48,30mm Radius 144,9mm Diameter 1" 1/2 Schedule | | | | | | | | |
| 140-17-01-20006 | 1" 1/2 | 48,3mm | 3D=144,9mm | 2,77mm | 3,68mm | 5,08mm | — | 27,05Kg |
| Set diameter 60,30mm Radius 180,9mm Diameter 2" Schedule | | | | | | | | |
| 140-17-02-20001 | 2" | 60,30mm | 3D=180,9mm | 2,77mm | 3,91mm | 5,54mm | — | 45,75Kg |
| Set diameter 73mm Radius 219mm Diameter 2" 1/2 Schedule | | | | | | | | |
| 140-17-02-20002 | 2" 1/2 | 73,0mm | 3D=219mm | 3,05mm | 5,16mm | 7,01mm | — | 72,00Kg |

► Accessories for 3" Schedule round pipes



Rollers made of treated steel. Suitable kit to bend 3" Schedule tube of 3,05mm wall thickness or thicker.

The following is supplied with the unit: A main roller, a clamp with a fastener, a support holder
Check with the manufacturer for other dimensions
Supporting Roller Kit REF: 140-17-02-00002 is required

| REF. | Diam. Ext. | Diam. Ext. | Radius | SCH10 | SCH40 | SCH80 | SCH160 | Weight |
|--|------------|------------|------------|--------|--------|-------|--------|----------|
| Set diameter 88,9mm Radius 266,7mm Diameter 3" Schedule | | | | | | | | |
| 140-17-02-30003 | 3" | 88,9mm | 3D=266,7mm | 3,05mm | 5,49mm | — | — | 110,80Kg |

* All capacities are based on the norm of carbon steel tubes according to ASTM, Standard A-53 grade A with a maximum resistance strength of 330MPa. The walls with more thickness to the established one and the materials with more resistance, reduce the capacities of the machine. Check with your material supplier for the specifications of this one.

Accessories for Non-Mandrel Pipe Bender CC90

► Accessories for round pipes in inches · 1/2" to 3" inches



Rollers made of treated Steel. Units suitable for bending all types of round pipes 1/2" to 3" inches. The following is supplied with the unit: A main roller, a counter-shape, a clamp with a fastener
Check with the manufacturer for other dimensions

| REF. | Diam. Ext. | Diam. Ext. | Radius | Min. thickness | Max. thickness | Weight |
|--|------------|------------|-------------|----------------|----------------|---------|
| Set diameter 12,7mm Radius 60mm Diameter 1/2" inches | | | | | | |
| 140-17-01-30011 | 1/2" | 12,7mm | 60mm | 1mm | 4mm | 3,37Kg |
| Set diameter 15,88mm Radius 60mm Diameter 5/8" inches | | | | | | |
| 140-17-01-30001 | 5/8" | 15,88mm | 60mm | 1mm | 4mm | 3,61Kg |
| Set diameter 19,05mm Radius 60mm Diameter 3/4" inches | | | | | | |
| 140-17-01-30002 | 3/4" | 19,05mm | 60mm | 1mm | 4mm | 2,79Kg |
| Set diameter 22,22mm Radius 66mm Diameter 7/8" inches | | | | | | |
| 140-17-01-10014 | 7/8" | 22,22mm | 66mm | 1mm | 5mm | 4,10Kg |
| Set diameter 25,40mm Radius 76,20mm Diameter 1" inches | | | | | | |
| 140-17-01-30003 | 1" | 25,4mm | 3D=76,2mm | 1,2mm | 5mm | 5,72Kg |
| Set diameter 31,75mm Radius 95,25mm Diameter 1" 1/4 inches | | | | | | |
| 140-17-01-30004 | 1" 1/4 | 31,75mm | 3D=95,25mm | 1,5mm | 6mm | 10,21Kg |
| Set diameter 38,10mm Radius 114,30mm Diameter 1" 1/2 inches | | | | | | |
| 140-17-01-30005 | 1" 1/2 | 38,10mm | 3D=114,3mm | 1,5mm | 7mm | 15,69Kg |
| Set diameter 44,45mm Radius 133,35mm Diameter 1" 3/4 inches | | | | | | |
| 140-17-01-30010 | 1" 3/4 | 44,45mm | 3D=133,35mm | 2mm | 5mm | 21,86Kg |
| Set diameter 50,8mm Radius 152,4mm Diameter 2" inches | | | | | | |
| 140-17-01-30006 | 2" | 50,80mm | 3D=152,4mm | 2mm | 5mm | 32,24Kg |
| Set diameter 57,15mm Radius 171,45mm Diameter 2" 1/4 inches | | | | | | |
| 140-17-01-30007 | 2" 1/4 | 57,15mm | 3D=171,45mm | 2mm | 5mm | 36,13Kg |
| Set diameter 63,5mm Radius 190,5mm Diameter 2" 1/2 inches | | | | | | |
| 140-17-02-30001 | 2" 1/2 | 63,50mm | 3D=190,5mm | 3mm | 8,64mm | 40,50Kg |
| Set diameter 76,2mm Radius 228,6mm Diameter 3" inches | | | | | | |
| 140-17-02-30002 | 3" | 76,20mm | 3D=228,6mm | 3mm | 7,21mm | 80,68Kg |

► Accessories for 3" 1/2 round pipes




Rollers made of treated Steel. Suitable kit to bend 3" 1/2 tube of 4mm wall thickness or thicker. The following is supplied with the unit: A main roller, a clamp with a fastener, a support holder
Check with the manufacturer for other dimensions
Supporting Roller Kit REF: 140-17-02-00002 is required

| REF. | Diam. Ext. | Diam. Ext. | Radius | Min. thickness | Max. thickness | Weight |
|--|------------|------------|------------|----------------|----------------|----------|
| Set diameter 88,9mm Radius 266,7mm Diameter 3" 1/2 inches | | | | | | |
| 140-17-02-30003 | 3" 1/2 | 88,9mm | 3D=266,7mm | 4mm | 6,05mm | 110,80Kg |

Accessories for Non-Mandrel Pipe Bender CC90

► Supporting Roller Kit CC90



REF: 140-17-02-00002

The CC90 Supporting Roller Kit is used to bend:

- 90mm tube of 4mm wall thickness or thicker
- 3" Schedule tube of 3,05mm wall thickness or thicker
- 3" 1/2 tube of 4mm wall thickness or thicker.

Weight: 24,573 kg

* *The walls with more thickness to the established one and the materials with more resistance, reduce the capacities of the machine.*

Accessories for Non-Mandrel Pipe Bender CC90

► Accessories for square pipes in millimeters · 20 to 50 mm



Rollers made of treated Steel. Units suitable for bending all types of square pipes 20 to 50mm. The following is supplied with the unit: A main roller, a counter-shape, a clamp with a fastener
Check with the manufacturer for other dimensions

| REF. | Section | Radius | Min. thickness | Max. thickness | Weight |
|--|---------|----------|----------------|----------------|---------|
| Square Tube Die Set 20mm Radius 100mm | | | | | |
| 140-17-01-10101 | 20x20mm | 5D=100mm | 1,5mm | 4mm | 11,1Kg |
| Square Tube Die Set 25mm Radius 115mm | | | | | |
| 140-17-01-10102 | 25x25mm | 115mm | 2mm | 4mm | 14,75Kg |
| Square Tube Die Set 30mm Radius 135mm | | | | | |
| 140-17-01-10103 | 30x30mm | 135mm | 2mm | 4mm | 22Kg |
| Square Tube Die Set 40mm Radius 165mm | | | | | |
| 140-17-01-10104 | 40x40mm | 165mm | 2mm | 5mm | 34,15Kg |
| Square Tube Die Set 50mm Radio 180mm | | | | | |
| 140-17-02-10101 | 50x50mm | 180mm | 2,5mm | 5mm | 45,7Kg |

► Accessories for square pipes in inches · 3/4" to 2" inches



Rollers made of treated Steel. Units suitable for bending all types of square pipes 3/4" to 2" inches. The following is supplied with the unit: A main roller, a counter-shape, a clamp with a fastener
Check with the manufacturer for other dimensions

| REF. | Section | Section | Radius | Radius | Min. Thick. | Max. Thick. | Weight |
|---|---------------|---------------|--------|----------|-------------|-------------|--------|
| Square Tube Die Set 3/4" (19,05mm) Radius 4" (101,6mm) | | | | | | | |
| 140-17-01-30101 | 3/4"x3/4" | 19,05x19,05mm | 4" | 101,6mm | 1,5mm | 4mm | 11,5Kg |
| Square Tube Die Set 1" (25,4mm) Radius 4,5" (114,3mm) | | | | | | | |
| 140-17-01-30102 | 1"x1" | 25,4x25,4mm | 4" 1/2 | 114,3mm | 2mm | 4mm | 14,6Kg |
| Square Tube Die Set 1" 1/4 (31,75mm) Radius 5,5" (139,7mm) | | | | | | | |
| 140-17-01-30103 | 1" 1/4x1" 1/4 | 31,75x31,75mm | 5" 1/2 | 139,7mm | 2mm | 4mm | 23,3Kg |
| Square Tube Die Set 1" 1/2 (38,1mm) Radius 6,5" (165,1mm) | | | | | | | |
| 140-17-01-30104 | 1" 1/2x1" 1/2 | 38,1x38,1mm | 6" 1/2 | 165,1mm | 2mm | 5mm | 34,6Kg |
| Square Tube Die Set 1" 3/4 (44,45mm) Radius 6,75" (171,45mm) | | | | | | | |
| 140-17-02-30101 | 1" 3/4x1" 3/4 | 44,45x44,45mm | 6" 3/4 | 171,45mm | 2,5mm | 5mm | 39Kg |
| Square Tube Die Set 2" (50,8mm) Radius 7" (177,8mm) | | | | | | | |
| 140-17-02-30102 | 2"x2" | 50,8x50,8mm | 7" | 177,8mm | 2,5mm | 5mm | 44Kg |

Accessories for Non-Mandrel Pipe Bender CC90

► Nargesa BEND8 aerosol lubricant




The CC90 pipe bender comes with a 400 ml bottle of BEND8 lubricant. This is a high-additive and low-viscosity aerosol oil. Contains PTFE. Does not contain silicone.

- Enables the finish on the outer bend
- Inhibits roughness and inner marks
- Reduces wear of the tooling
- Especially designed for tubes of small thickness
- Lubricates to reduce friction
- Avoids and dissolves corrosion
- Gives shine and protects
- Cleans up and removes dirt

| REF. | Description | Quantity | Weight |
|---------------|--------------------------|----------|----------|
| 060-SPR-00003 | 400 ml bottle | 400ml | 0,390 Kg |
| 060-SPR-00004 | Box of 12 400 ml bottles | 12x400ml | 4,830 Kg |

► CC90 2-axis positioning gauge



The gauge of the CC90 allows to make mass produced parts, much faster, more accurate and repetitively.

- Adjustable longitudinal positioning with 6 positions
- Angular head rotation every 5 degrees
- Four-clamp plate adjustable to round and square tube
- Longitudinal movement with high precision linear guides
- Automatic anti-collision control
- Easy handling and preparation for difficult parts

| REF. | Gauge length | Maximum capacity | Weight |
|-----------------|--------------|-------------------|--------|
| 140-17-02-50000 | 3000mm | 90mm, 3" Schedule | 135Kg |

Forging twisting machines

► Forging twisting machine MT150A


The twisting machine MT150A Nargesa was patented by Prada Nargesa many years ago. It makes us lead the manufacturing of this kind of machinery. It is made in a welded and mechanized Steel monoblock. It has been thought to transform cold iron. It is ideal for working all kind of ornamental pieces, handrails, scrolls, etc...

| | |
|---|--------------------------|
| Reference | 100-01-02-001 |
| Engine Power | 0,37 KW / 0,5 HP |
| 2 phased tension | 230 V Single phased |
| Rotary speed | Adjustable 0 to 9 r.p.m. |
| Twisting maximum capacity | 20 mm or 3/4" |
| Bending maximum capacity | 16 mm or 5/8" |
| Max. Scrolling and bending in flat bar | 35x10 mm o 1 1/4"x3/8" |
| Máx. continued scrolling length | 960 mm |
| Dimensions | 2270x635x1115 mm |
| Weight | 260 Kg |




Accessories for MT150A

► Flat bent rings



Reference: 140-01-01-00001

Steel Die to make round or square bent, the so called English railing.



| Inner diameter | Max. Capacity | Weight |
|-----------------|-----------------------|--------|
| 96, 100, 110 mm | Round or square 16 mm | 10 Kg |

► Belly top railing die




Reference: 140-01-01-00002

Steel Die to make the Belly Top Railing , used in balconies and windows.




| Inner diameter | Max. Capacity | Weight |
|----------------|-----------------------|--------|
| 225 mm | Round or square 16 mm | 12 Kg |

► Flat bar bent die




Reference: 140-01-01-00003

Treated Steel die for making flat bar folding operations, handrails or clods in all kinds. Folding with minimum external radius.



| Max. Capacity | Weight |
|-------------------|--------|
| 40x10 mm flat bar | 3,1 Kg |

► Edge scrolls



Reference: 140-01-01-00004

Treated steel Die to make scrolls or edge spirals in order to give it a different styling touch, it's commonly used in some specific countries.



| Max. capacity | Weight |
|-----------------------|---------|
| Round or square 16 mm | 0,75 Kg |

Accessories for MT150A

► Baskets tooling



Reference: 140-01-01-00005

Tooling to make all kinds of baskets, in different sizes for square or round bars.

Available tooling for millimeter and inch square sizes



| Max. Capacity. | Weight |
|-------------------------|--------|
| 4 square or round 10 mm | 45 Kg |

Forging twisting machines

► Forging twisting machine MT500A

The twisting machine MT500A Nargesa was patented by Prada Nargesa many years ago. It makes us lead the manufacturing of this kind of machinery. It is made in a welded and mechanized Steel monoblock. It has been thought to transform cold iron. It is ideal for working all kind of ornamental pieces, handrails, scrolls, etc...

| | |
|---|---------------------------|
| Reference | 100-01-03-001 |
| Engine Power | 4 KW / 5,5 HP |
| Three-phased tension | 230 / 400 V |
| Rotary speed | Adjustable 0 to 10 r.p.m. |
| Twisting maximum capacity | 40 mm or 1 3/8" |
| Bending maximum capacity | 25 mm or 1" |
| Max. Scrolling and bending in flat bar | 50x10 mm or 2"x3/8" |
| Máx. continued scrolling length | 1.620 mm |
| Dimensions | 2200x800x1270 mm |
| Weight | 1350 Kg |




Accessories for MT500A

► Double eyed tooling




Reference: 140-01-03-00001

Tooling to make the folding commonly called "pig's tail" it's very used in balconies, handrails and many ornamental utilities.




| Max. Capacity | Weight |
|---------------|--------|
| 16 mm round | 35 Kg |

► Bent pipe die up to 180°



Reference: 140-01-03-00002

Steel die to make curves in pipes with fixed and adjustable radius to different degrees.



| Pipe max. diameter | Pipe min. thickness | Piece radius | Degrees | Weight |
|--------------------|---------------------|----------------|------------------|----------|
| 40 mm | 3 mm | 3 x pipe diam. | Max. 180 degrees | 15/35 Kg |

► Belly top railing



Reference: 140-01-03-00003

Steel die to make Belly top railing commonly used in balconies and windows.



| Inner diameter | Max. Capacity | Weight |
|----------------|-----------------------|--------|
| 225 mm | Round or square 16 mm | 12 Kg |

► Oval scrolls die



Reference: 140-01-03-00004


Steel die to make oval scrolls for all kind of railings.



| Outer diameter | Max. Capacity | Weight |
|----------------|--------------------------|--------|
| 240x190 mm | Round or square de 16 mm | 11 Kg |


Accessories for MT500A

► Flat bent rings




Reference: 140-01-03-00005

Steel die to mke folding operations in round or square bars such as the so called English railings.



| Inner diameter | Max. Capacity | Weight |
|-----------------|-----------------------|--------|
| 96, 100, 110 mm | Round or square 16 mm | 10 Kg |

► Edge scrolls die




Reference: 140-01-03-00006

Treated Steel bar to make scrolls or edge spirals in order to give it a different styling touch, it is very used in specific countries.



| Max. Capacity | Weight |
|-----------------------|----------|
| Round or square 25 mm | 0,400 Kg |

► Baskets tooling



Reference: 140-01-03-00012

Tooling to make all kinds of baskets, different sizes in square or round bars.

Available tooling for millimeter and inch square sizes



| Max. Capacity | Weight |
|----------------------------|--------|
| 4 square or round de 12 mm | 55 Kg |

End Forging Machines

► End forgin machine PC16

The End Hot Wrought Machine Nargesa PC16, eases up the rolling job of hot steel. It rolls up the snail forged shaped end. This decorations are commonly used as extremes in scrolls and decorative parts. Gates, windows, fencing, metal furniture, etc...

| | |
|-------------------------------------|----------------------|
| Reference | 100-15-01-001 |
| Engine power | 2,2 KW / 3HP |
| Three phased tensión | 230/400 V |
| Maximum capacity in round | 20 mm |
| Maximum capacity in square | 20 mm |
| Maximum capacity in flat bar | 50x10 mm |
| Working speed | 45 mm/s |
| Return speed | 70 mm/s |
| Cycle time | 10 s |
| Pieces per minute | 4 pieces |
| Dimensions | 640x1300x1110 mm |
| Weight | 336 Kg |



► Wrought iron machine NF70

The Wrought iron Machine Nargesa NF70 smashes and molds irons up to obtaining the desired shape depending on the mold design. It forges arrow ends or lances of different kinds; flat, pyramidal, etc. It also makes baluster extremes to accomplish nice ornamental parts by changing the die. It forges and smashes balusters in the middle to make different designs.

| | |
|-------------------------------------|----------------------|
| Reference | 100-12-02-001 |
| Engine power | 5,5 KW / 7HP |
| Three phased tensión | 230/400 V |
| Maximum capacity in round | 20 mm |
| Maximum capacity in square | 20 mm |
| Maximum capacity in flat bar | 40x10 mm |
| Rotation speed | 20 rpm a 50Hz |
| Dimensions | 620x1040x1250 mm |
| Weight | 493 Kg |



Accessories for End Forging Machine NF70

► Set of special rollers



Reference: 140-12-02-00001

We design and manufacture all kind of special rollers under request.

► Set of trilobular rollers



Reference: 140-12-02-00003

Set of trilobular rollers to emboss decoration in the middle of a baluster.




| Units per set | Maximum capacity | Maximum capacity | Weight |
|---------------|-----------------------|---------------------|--------|
| 2 | Round and square 20mm | Rectangular 50x10mm | 4,2 Kg |

► Set of triple middle marking rollers




Reference: 140-12-02-00004

Set of excentric rollers to emboss the middle of balusters. Triple design, flat, striped and discontinuous in the same roller.



| Units per set | Maximum capacity | Maximum capacity | Weight |
|---------------|-----------------------|---------------------|--------|
| 2 | Round and square 20mm | Rectangular 50x10mm | 8,5 Kg |

► Set of fishtail roller



Reference: 140-12-02-00005

Two-grooved roller, one for big diameters and the other one for smaller diameters.



| Units per set | Maximum capacity | Maximum capacity | Weight |
|---------------|-----------------------|---------------------|--------|
| 1 | Round and square 20mm | Rectangular 50x10mm | 7,7 Kg |

Iron embossing machine

► Iron embossing machine NOA60

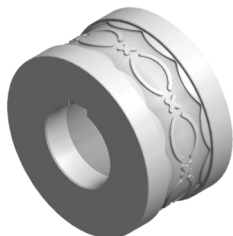
The purpose of NOA60 Nargesa is to conform and emboss designs on cold flat bars, square bars and square pipes. The shape and the design of the job will depend on the rollers used.

| | |
|-------------------------------------|----------------------|
| Reference | 100-11-01-002 |
| Engine power | 5,5 KW / 7,5 HP |
| Three-phased tension | 230 / 400 V |
| Power consumption | 22/12 A |
| Nominal working speed | 20 r.p.m. to 50 Hz |
| Max. on square pipe | 60 mm or 2" 1/2 |
| Max. on square bar | 20 mm or 3/4" |
| Max. on handrail or flat bar | 60x10 mm or 2"x3/8 |
| Dimensions | 780x1230x1400 mm |
| Weight | 746 Kg |



Accessories for Iron embossing machine NOA60

► Embossing roller 01




Reference: 140-11-01-00001.40

Roller to emboss a 40 mm or 1"-1/2 inches handrail

Guide 140-11-01-00401 or 140-11-01-00402 is required

Ask the manufacturer about different dimensions



| Units per machine | Material thickness | Weight |
|-------------------|--------------------|--------|
| 1 | From 6 to 10mm | 6,5 Kg |

► Embossing roller 02

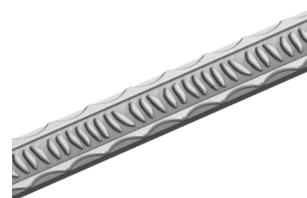


Reference: 140-11-01-00002.40

Roller to emboss a 40 mm or 1"-1/2 inches handrail


Guide 140-11-01-00401 or 140-11-01-00402 is required

Ask the manufacturer about different dimensions



| Units per machine | Material thickness | Weight |
|-------------------|--------------------|--------|
| 1 | From 6 to 10mm | 6,5 Kg |

► Embossing roller 03

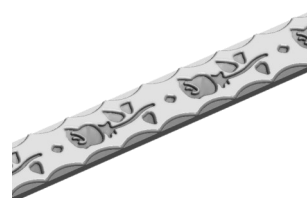


Reference: 140-11-01-00003.40

Roller to emboss a 40 mm or 1"-1/2 inches handrail

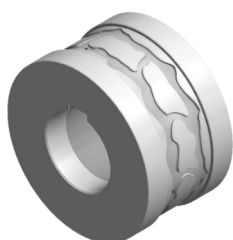
Guide 140-11-01-00401 or 140-11-01-00402 is required

Ask the manufacturer about different dimensions



| Units per machine | Material thickness | Weight |
|-------------------|--------------------|--------|
| 1 | From 6 to 10mm | 6,5 Kg |

► Embossing roller 04




Reference: 140-11-01-00004.40

Roller to emboss a 40 mm or 1"-1/2 inches handrail

Guide 140-11-01-00401 or 140-11-01-00402 is required

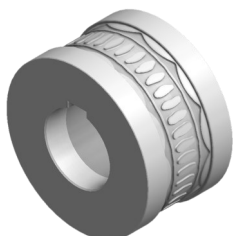
Ask the manufacturer about different dimensions



| Units per machine | Material thickness | Weight |
|-------------------|--------------------|--------|
| 1 | From 6 to 10mm | 6,5 Kg |

Accessories for Iron embossing machine NOA60

► Embossing roller 05




Reference: 140-11-01-00005.40

Roller to emboss a 40 mm or 1"-1/2 inches handrail

Guide 140-11-01-00401 or 140-11-01-00402 is required

Ask the manufacturer about different dimensions



| Units per machine | Material thickness | Weight |
|-------------------|--------------------|--------|
| 1 | From 6 to 10mm | 6,5 Kg |

► Embossing roller 06



Reference: 140-11-01-00006.40

Roller to emboss a 40 mm or 1"-1/2 inches handrail

Guide 140-11-01-00401 or 140-11-01-00402 is required

Ask the manufacturer about different dimensions



| Units per machine | Material thickness | Weight |
|-------------------|--------------------|--------|
| 1 | From 6 to 10mm | 6,5 Kg |

► Embossing roller 07



Reference: 140-11-01-00007.40

Roller to emboss a 40 mm or 1"-1/2 inches handrail

Guide 140-11-01-00401 or 140-11-01-00402 is required

Ask the manufacturer about different dimensions



| Units per machine | Material thickness | Weight |
|-------------------|--------------------|--------|
| 1 | From 6 to 10mm | 6,5 Kg |

► Embossing roller 08



Reference: 140-11-01-00008.40

Roller to emboss a 40 mm or 1"-1/2 inches handrail

Guide 140-11-01-00401 or 140-11-01-00402 is required


Ask the manufacturer about different dimensions



| Units per machine | Material thickness | Weight |
|-------------------|--------------------|--------|
| 1 | From 6 to 10mm | 6,5 Kg |

Accessories for Iron embossing machine NOA60

► Embossing roller 09




Reference: 140-11-01-00009

Roller to emboss handrail up to 60 mm

Guide 140-11-01-00401, 140-11-01-00402 or 140-11-01-00400 is required

Ask the manufacturer about different dimensions



| Units per machine | Material thickness | Weight |
|-------------------|--------------------|--------|
| 1 | From 6 to 10mm | 6,1 Kg |

► Embossing roller 10



Reference: 140-11-01-00010.40

Roller to emboss a 40 mm or 1"-1/2 inches handrail

Guide 140-11-01-00401 or 140-11-01-00402 is required

Ask the manufacturer about different dimensions



| Units per machine | Material thickness | Weight |
|-------------------|--------------------|--------|
| 1 | From 6 to 10mm | 6,5 Kg |

► Embossing roller 11




Reference: 140-11-01-00011.40

Roller to emboss a 40 mm or 1"-1/2 inches handrail


Guide 140-11-01-00401 or 140-11-01-00402 is required

Ask the manufacturer about different dimensions



| Units per machine | Material thickness | Weight |
|-------------------|--------------------|--------|
| 1 | From 6 to 10mm | 6,5 Kg |

► Embossing roller 12



Reference: 140-11-01-00012.40

Roller to emboss a 40 mm or 1"-1/2 inches handrail

Guide 140-11-01-00401 or 140-11-01-00402 is required

Ask the manufacturer about different dimensions



| Units per machine | Material thickness | Weight |
|-------------------|--------------------|--------|
| 1 | From 6 to 10mm | 6,5 Kg |

Accessories for Iron embossing machine NOA60

► Embossing roller 13




Reference: 140-11-01-00013.40

Roller to emboss a 40 mm or 1"-1/2 inches handrail

Guide 140-11-01-00401 or 140-11-01-00402 is required

Ask the manufacturer about different dimensions



| Units per machine | Material thickness | Weight |
|-------------------|--------------------|--------|
| 1 | From 6 to 10mm | 6,5 Kg |

► Embossing roller 14




Reference: 140-11-01-00014.40

Roller to emboss a 40 mm or 1"-1/2 inches handrail

Guide 140-11-01-00401 or 140-11-01-00402 is required

Ask the manufacturer about different dimensions



| Units per machine | Material thickness | Weight |
|-------------------|--------------------|--------|
| 1 | From 6 to 10mm | 6,5 Kg |

► Embossing roller 15




Reference: 140-11-01-00015.40

Roller to emboss a 40 mm or 1"-1/2 inches handrail

Guide 140-11-01-00401 or 140-11-01-00402 is required

Ask the manufacturer about different dimensions



| Units per machine | Material thickness | Weight |
|-------------------|--------------------|--------|
| 1 | From 6 to 10mm | 6,4 Kg |

► Embossing roller 16



Reference: 140-11-01-00016.40

Roller to emboss a 40 mm or 1"-1/2 inches handrail

Guide 140-11-01-00401 or 140-11-01-00402 is required

Ask the manufacturer about different dimensions



| Units per machine | Material thickness | Weight |
|-------------------|--------------------|--------|
| 1 | From 6 to 10mm | 6,4 Kg |

Accessories for Iron embossing machine NOA60

► Embossing roller 17



Reference: 140-11-01-00017.40

Roller to emboss a 40 mm or 1"-1/2 inches handrail


Guide 140-11-01-00401 or 140-11-01-00402 is required

Ask the manufacturer about different dimensions



| Units per machine | Material thickness | Weight |
|-------------------|--------------------|--------|
| 1 | From 6 to 10mm | 6,4 Kg |

► Embossing roller 18




Reference: 140-11-01-00018.40

Roller to emboss a 40 mm or 1"-1/2 inches handrail

Guide 140-11-01-00401 or 140-11-01-00402 is required

Ask the manufacturer about different dimensions



| Units per machine | Material thickness | Weight |
|-------------------|--------------------|--------|
| 1 | From 6 to 10mm | 6,4 Kg |

► Embossing roller 19



Reference: 140-11-01-00019.40

Roller to emboss a 40 mm or 1"-1/2 inches handrail

Guide 140-11-01-00401 or 140-11-01-00402 is required

Ask the manufacturer about different dimensions



| Units per machine | Material thickness | Weight |
|-------------------|--------------------|--------|
| 1 | From 6 to 10mm | 6,4 Kg |

► Embossing roller 20




Reference: 140-11-01-00020.40

Roller to emboss a 40 mm or 1"-1/2 inches handrail

Guide 140-11-01-00401 or 140-11-01-00402 is required

Ask the manufacturer about different dimensions



| Units per machine | Material thickness | Weight |
|-------------------|--------------------|--------|
| 1 | From 6 to 10mm | 6,5 Kg |

Accessories for Iron embossing machine NOA60

► Embossing roller 21




Reference: 140-11-01-00021.50

Roller to emboss a 50 mm or 2" inches handrail

Guide 140-11-01-00401 or 140-11-01-00402 is required

Ask the manufacturer about different dimensions



| Units per machine | Material thickness | Weight |
|-------------------|--------------------|--------|
| 1 | From 6 to 10mm | 6,4 Kg |

► Embossing roller 22



Reference: 140-11-01-00022.40

Roller to emboss a 40 mm or 1"-1/2 inches handrail


Guide 140-11-01-00401 or 140-11-01-00402 is required

Ask the manufacturer about different dimensions



| Units per machine | Material thickness | Weight |
|-------------------|--------------------|--------|
| 1 | From 6 to 10mm | 6,4 Kg |

► Embossing roller 23




Reference: 140-11-01-00023

Roller to emboss handrail up to 60 mm

Guide 140-11-01-00401, 140-11-01-00402, 140-11-01-00400 or 140-11-01-00300 is required

Ask the manufacturer about different dimensions



| Units per machine | Material thickness | Weight |
|-------------------|--------------------|--------|
| 1 | From 6 to 10mm | 6 Kg |

► Embossing roller 24



Reference: 140-11-01-00024.40

Roller to emboss a 40 mm or 1"-1/2 inches handrail

Guide 140-11-01-00401 or 140-11-01-00402 is required


Ask the manufacturer about different dimensions



| Units per machine | Material thickness | Weight |
|-------------------|--------------------|--------|
| 1 | From 6 to 10mm | 6,4 Kg |

Accessories for Iron embossing machine NOA60

► Embossing roller 25




Reference: 140-11-01-00025

Roller to emboss handrail up to 60 mm


Guide 140-11-01-00401, 140-11-01-00402 or 140-11-01-00400 is required

Ask the manufacturer about different dimensions



| Units per machine | Material thickness | Weight |
|-------------------|--------------------|--------|
| 1 | From 6 to 10mm | 6,3 Kg |

► Roller for the side marking of flat bar




Reference: 140-11-01-00028

Sectioned roller to emboss different flat bar sizes on the same kit. Adjustable to flat bars of 25mm o 1", 30mm o 1" 1/4, 40mm o 1" 1/2 and 50mm o 2".


Guide 140-11-01-00401, 140-11-01-00402, 140-11-01-00403 or 140-11-01-00404 is required

Ask the manufacturer about different dimensions



| Units per machine | Material thickness | Weight |
|-------------------|--------------------|---------|
| 1 | From 5 to 12mm | 12,5 Kg |

► Entrance guide for 60 mm handrail




Reference: 140-11-01-00400

Entrance guide for 60 mm handrail.

Weight: 4,3 Kg

► Entrance guide for 40 and 50 mm handrail




Ref: 140-11-01-00401

Inlet guide for 40 and 50 mm handrail

Weight: 4 Kg

Accessories for Iron embossing machine NOA60

▶ Entrance guide for 1" 1/2 y 2" inches handrail




Ref: 140-11-01-00402

Inlet guide for 1" 1/2 and 2" inches handrail.

Weight: 4 Kg

▶ Entrance guide for 25 and 30mm handrail




Ref: 140-11-01-00403

Inlet guide for 25 and 30 mm handrail.

Weight: 4,3 Kg

▶ Entrance guide for 1" and 1" 1/4 inches handrail



Ref: 140-11-01-00404

Inlet guide for 1" and 1" 1/4 inches handrail.

Weight: 4,3 Kg

▶ Rollerstand



Ref: 140-00-00-00004


Seven-rollers stand

Ask the manufacturer about different dimensions

| Working Height | Dimensions | Load capacity | Weight |
|----------------|-------------|---------------|--------|
| 650 / 1200 mm | 2050x470 mm | 800 Kg | 65 Kg |

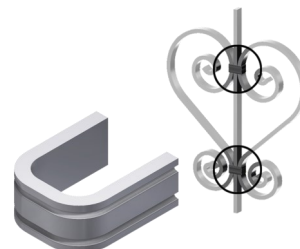
Accessories for Iron embossing machine NOA60

► Embossing roller 201




Reference: 140-11-01-00201

Roller to emboss 12 and 15 mm or 1/2 inch handrail.
For clamp forming
Guide 140-11-01-00200 is required
Ask the manufacturer about different dimensions



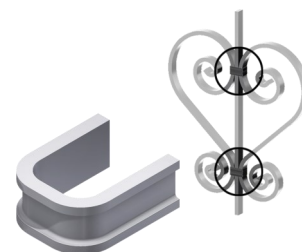
| Units per machine | Material thickness | Weight |
|-------------------|--------------------|--------|
| 1 | From 6 to 10mm | 6,5 Kg |

► Embossing roller 202




Reference: 140-11-01-00202

Roller to emboss 12 and 15 mm or 1/2 inch handrail.
For clamp forming
Guide 140-11-01-00200 is required
Ask the manufacturer about different dimensions



| Units per machine | Material thickness | Weight |
|-------------------|--------------------|--------|
| 1 | From 6 to 10mm | 6,6 Kg |

► Entrance guide for 12mm or 1/2" inch and 15 mm handrail




Reference: 140-11-01-00200

Entrance guide for 12 mm and 15 mm or 1/2" inch handrail
Weight: 4,6 Kg

Accessories for Iron embossing machine NOA60

► Set of embossing rollers 26




Reference: 140-11-01-00026

Rollers to emboss handrail up to 60 mm and square bar up to 20 mm or 3/4" inch

Guide 140-11-01-00401, 140-11-01-00402, 140-11-01-00400 o 140-11-01-00300 is required


To emboss edge square bar, an entrance guide is required 140-11-01-00027

Ask the manufacturer about different dimensions



| Set per machine | Material thickness | Weight |
|-----------------|--------------------|---------|
| 1 | — | 11,4 Kg |

► Entrance guide for edge square bar




Reference: 140-11-01-00027

Entrance guide to emboss edge square bar up to 20mm or 3/4" inch

Set of embossing rollers 140-11-01-00026 is required

Weight: 18 Kg



► Set of embossing rollers 302




Reference: 140-11-01-00302

Rollers to emboss square bar up to 12 mm or 1/2", 16 mm or 5/8" and 18 mm.

Guide 140-11-01-00300 is required

Ask the manufacturer about different dimensions



| Set per machine | Material thickness | Weight |
|-----------------|--------------------|---------|
| 1 | — | 12,6 Kg |

► Set of embossing rollers 301




Reference: 140-11-01-00301

Rollers to emboss square bar up to 10 mm or 3/8", 14 mm or 9/16" and 20 mm or 3/4" inch

Guide 140-11-01-00300 is required

Ask the manufacturer about different dimensions



| Set per machine | Material thickness | Weight |
|-----------------|--------------------|---------|
| 1 | — | 12,6 Kg |

Accessories for Iron embossing machine NOA60

► Set of embossing rollers 303




Reference: 140-11-01-00303

Rollers to emboss square bar up to 10 mm or 3/8", 14 mm or 9/16" and 20 mm or 3/4" inch

Guide 140-11-01-00300 is required

Ask the manufacturer about different dimensions



| Units per machine | Material thickness | Weight |
|-------------------|--------------------|---------|
| 1 | — | 12,9 Kg |

► Set of embossing rollers 304




Reference: 140-11-01-00304

Rollers to emboss square bar up to 12 mm or 1/2", 16 mm or 5/8" and 18 mm.


Guide 140-11-01-00300 is required

Ask the manufacturer about different dimensions



| Units per machine | Material thickness | Weight |
|-------------------|--------------------|---------|
| 1 | — | 12,9 Kg |

► Entrance guide for square bar



Reference: 140-11-01-00300

Entrance guide for square bar of 10mm or 3/8", 12mm or 1/2", 14mm or 9/16", 16mm or 5/8", 18mm and 20 mm or 3/4" inch

Weight: 4 Kg

Accessories for Iron embossing machine NOA60

- ▶ Set of embossing rollers for 25 mm or 1", 30 mm or 1" 1/4, 35 and 40 mm pipes



Ref: 140-11-01-00500


Set of sectioned rollers to emboss different square or rectangular pipe sizes with the same set. Adjustable to the following pipes:

Square pipes: 25mm or 1", 30mm or 1" 1/4, 35 and 40mm

Rectangular pipes: 25x20mm or 1"x3/4", 30x20mm or 1"1/4x3/4", 30x25mm, 35x20mm, 35x25mm, 40x20mm, 40x25mm, 40x30mm, 40x35mm


Guide 140-11-01-00501 or 140-11-01-00502 is required

Ask the manufacturer about different dimensions



| Set per machine | Material minimum thickness suggested by manufacturer | Weight |
|-----------------|--|--------|
| 1 | 3 mm | 12 Kg |

- ▶ Inlet guide for 25 mm or 1" and 30 mm or 1" 1/4 Pipe




Ref: 140-11-01-00501

Inlet guide for 25 mm or 1" and 30 mm or 1" 1/4 pipe

Weight: 3 Kg

- ▶ Inlet guide for 35 and 40 mm pipe



Ref: 140-11-01-00502

Inlet guide for 35 and 40 mm pipe

Weight: 2,8 Kg

Accessories for Iron embossing machine NOA60

► Set of embossing rollers for 50 and 60mm pipes



Ref: 140-11-01-00503


Set of sectioned rollers to emboss different square or rectangular pipe sizes with the same set. Adjustable to the following pipes:

Square pipes: 50mm or 60mm

Rectangular pipes: 50x20mm, 50x25mm, 50x30mm, 50x35mm, 50x40mm, 50x45mm, 60x20mm, 60x25mm, 60x30mm, 60x35mm, 60x40mm, 60x45mm, 60x50mm or 60x55mm

Guide 140-11-01-00505 or 140-11-01-00506 is required

Ask the manufacturer about different dimensions



| Set per machine | Material minimum thickness suggested by manufacturer | Weight |
|-----------------|--|--------|
| 1 | 3 mm | 6 Kg |

► Inlet guide for 50 mm pipe



Ref: 140-11-01-00505

Inlet guide for 50 mm pipe

Weight: 2,4 Kg

► Inlet guide for 60 mm pipe




Ref: 140-11-01-00506

Inlet guide for 60 mm pipe

Weight: 2,2 Kg

Accessories for Iron embossing machine NOA60

- ▶ Set of embossing rollers for 1" 1/2, 2" and 2" 1/2 inches pipes



Ref: 140-11-01-00507

Set of sectioned rollers to emboss different square or rectangular pipe sizes with the same set. Adjustable to the following pipes:


Square pipes: 1" 1/2, 2" and 2" 1/2 inches

Rectangular pipes: 1"1/2x3/4", 1"1/2x1", 2"x1", 2"x1"1/4, 2"x1"1/2, 2"1/2x1"1/2 inches

Guide 140-11-01-00508, 140-11-01-00509

or 140-11-01-00510 is required

Ask the manufacturer about different dimensions



| Set per machine | Material minimum thickness suggested by manufacturer | Weight |
|-----------------|--|--------|
| 1 | 3 mm | 6 Kg |

- ▶ Inlet guide for 1" 1/2 inches pipe



Ref: 140-11-01-00508

Inlet guide for 1" 1/2 inches pipe

Weight: 2,6 Kg

- ▶ Inlet guide for 2" inches pipe



Ref: 140-11-01-00509

Inlet guide for 2" inches pipe

Weight: 2,4 Kg

- ▶ Inlet guide for 2" 1/2 inches pipe



Ref: 140-11-01-00510

Inlet guide for 2" 1/2 inches pipe

Weight: 2,2 Kg

Power hammer

► Power hammer MP60

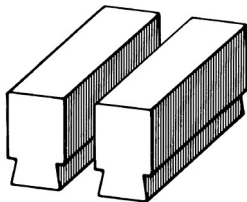
Power hammers or pile drivers MP60 Nargesa, are manufactured in welded and mechanized steel sheet. They are used in many blacksmith workshops to make all kinds of forging ornamental pieces which eases the job of moulding hot steel. Different tooling are used: for inlaying, moulding, cutting, piercing, rivetting, embossing, etc, in all kinds of metals.

| | |
|-------------------------------------|----------------------|
| Reference | 100-14-03-001 |
| Engine power | 5.5 KW / 7,5 HP |
| Nominal dropping weight | 60Kg |
| Strokes per minute | 220 |
| Strokes max. Displacement | 230 mm |
| Max. round working capacity | 70 mm |
| Max. square working capacity | 60x60 mm |
| Dimensions | 900x1600x1600mm |
| Weight | 1190 Kg |



Accessories for Power hammer

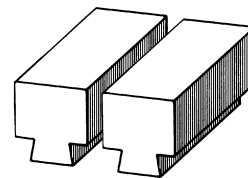
Reference 140-14-01-00001



Dimensions

120x60 mm


Reference 140-14-01-00002



Dimensions

160x80 mm

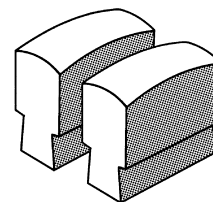
Reference 140-14-01-00003



Dimensions

Ø 200 mm

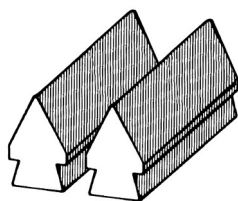
Reference 140-14-01-00004



Dimensions

100x60 mm

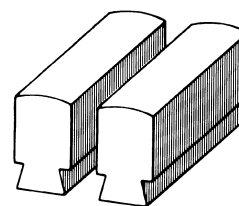
Reference 140-14-01-00005



Dimensions

120x60 mm

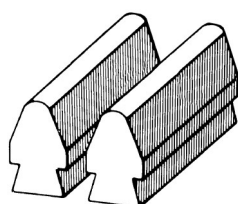
Reference 140-14-01-00006



Dimensions

120x60 mm

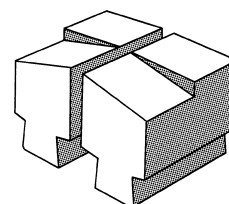
Reference 140-14-01-00007



Dimensions

120x60 mm

Reference 140-14-01-00008

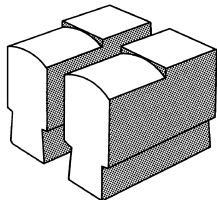


Dimensions

130x100 mm

Accessories for Power hammer

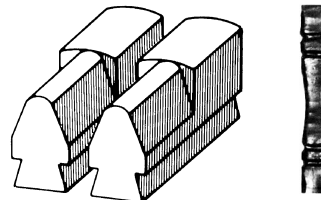
Reference 140-14-01-00009



Dimensions

120x60 mm

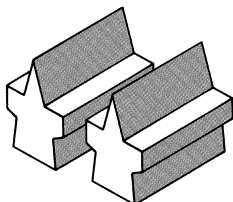
Reference 140-14-01-00010



Dimensions

120x60 mm

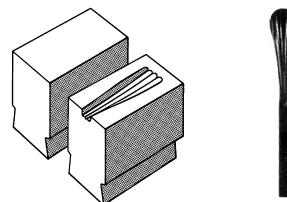
Reference 140-14-01-00011



Dimensions

L110 mm

Reference 140-14-01-00012



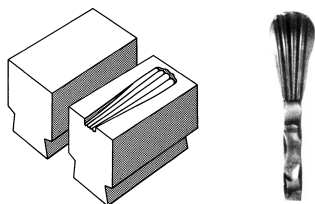
Dimensions

100x60 mm

Capacity

12x6 mm

Reference 140-14-01-00013



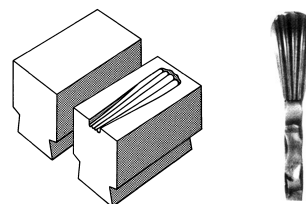
Dimensions

120x60 mm

Capacity

∅ 12 / Ø12 mm

Reference 140-14-01-00014



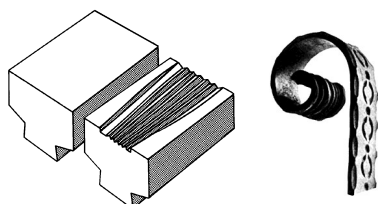
Dimensions

120x80 mm

Capacity

20x6 / 25x8 mm

Reference 140-14-01-00015



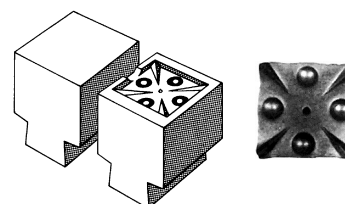
Dimensions

130x80 mm

Capacity

40x8 / 40x6 mm

Reference 140-14-01-00016



Dimensions

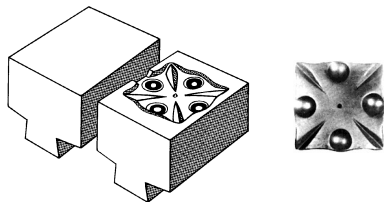
80x80 mm

Capacity

60x60 mm

Accessories for Power hammer

Reference 140-14-01-00017



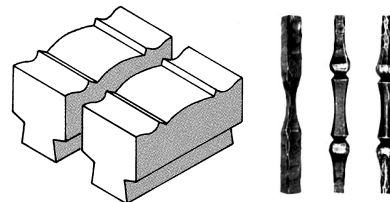
Dimensions

100x100 mm

Capacity

80x80 mm

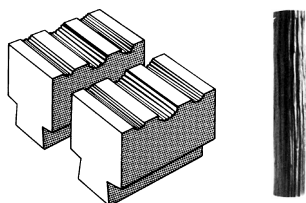
Reference 140-14-01-00018



Dimensions

160x80 mm

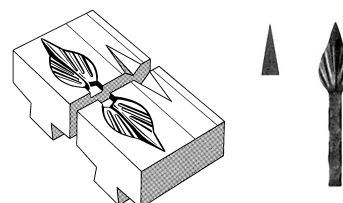
Reference 140-14-01-00019



Dimensions

130x80 mm

Reference 140-14-01-00020



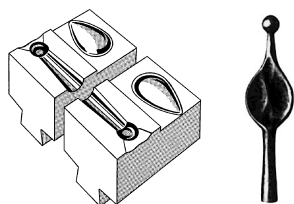
Dimensions

120x100 mm

Capacity

12x12 mm

Reference 140-14-01-00021



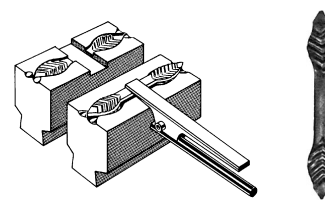
Dimensions

120x70 mm

Capacity

Ø14 mm

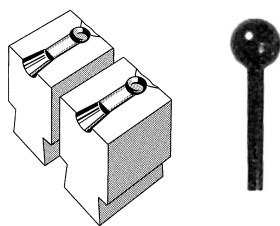
Reference 140-14-01-00022



Dimensions

135x60 mm

Reference 140-14-01-00023



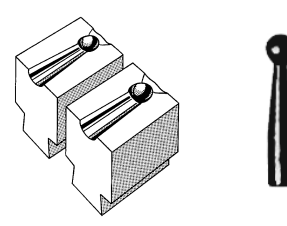
Dimensions

70x60 mm

Capacity

Ø16 mm

Reference 140-14-01-00024



Dimensions

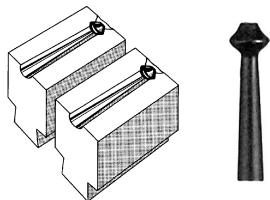
70x60 mm

Capacity

Ø16 mm / Ø16 mm

Accessories for Power hammer

Reference 140-14-01-00025



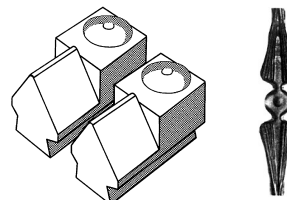
Dimensions

70x60 mm

Capacity

∅ 12 mm / Ø12 mm

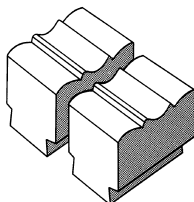
Reference 140-14-01-00026



Dimensions

120x60 mm

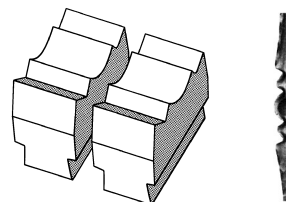
Reference 140-14-01-00027



Dimensions

100x60 mm

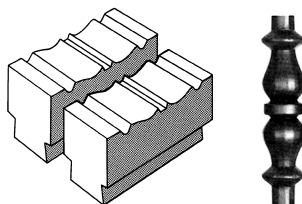
Reference 140-14-01-00028



Dimensions

130x60 mm

Reference 140-14-01-00029



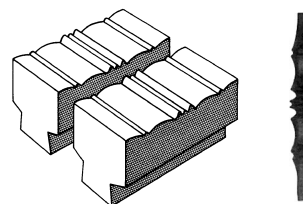
Dimensions

160x80 mm

Capacity

∅40 mm

Reference 140-14-01-00030



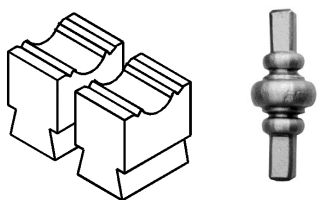
Dimensions

160x80 mm

Capacity

∅ 30 mm

Reference 140-14-01-00031



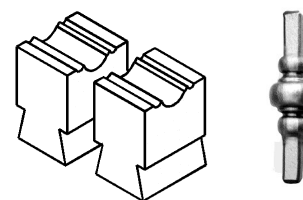
Dimensions

100x60 mm

Capacity

∅40 mm

Reference 140-14-01-00032



Dimensions

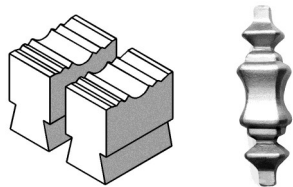
100x60 mm

Capacity

∅30 mm

Accessories for Power hammer

Reference 140-14-01-00033



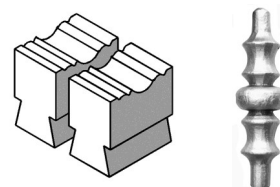
Dimensions

160x80 mm

Capacity

∅ 40 mm

Reference 140-14-01-00034




Dimensions

150x60 mm

Capacity

∅ 40 mm

Reference 140-14-01-00035




Dimensions

180x80 mm

Capacity

∅ 30 mm

Reference 140-14-01-00036



Dimensions

100x60 mm

Capacity

∅ 40 mm

Reference 140-14-01-00037



Dimensions

120x60 mm

Hydraulic press for locks

► Hydraulic press for locks PI85


Hydraulic Press for locks PI85 Nargesa, is a NOVELTY in the locksmith's branch. It was patented by Nargesa from year 2006. It makes us lead this kind of machinery. It is suitable for 85% locks in the market, reagrding trademarks and models.

| | |
|-----------------------------|------------------------|
| Reference | 100-07-01-001 |
| Engine power | 0,75 KW / 1 HP |
| Three-phased tension | 230 / 400 V |
| Pipe thickness | 1,5 y 2mm |
| Lock entrance | Ajustable de 18 a 37mm |
| Dimensions | 1500x570x1470mm |
| Weight | 200 Kg |




Accessories for Hydraulic press for locks PI85

► Tooling for 35X35. Wall thickness 1,5mm




| | |
|-------------------|-----------------|
| Reference | 140-07-01-00001 |
| Pipe | 35 x 35 mm |
| Thickness | 1,5 mm |
| Pieces by tooling | 3 units |
| Weight | 5 Kg |

► Tooling for 40x40mm up to 40x80mm. Wall 1,5mm



| | |
|-------------------|---|
| Reference | 140-07-01-00003 |
| Pipe | 40x40 mm, 40x50 mm, 40x60 mm, 40x70 mm, 40x80mm |
| Thickness | 1,5 mm |
| Pieces by tooling | 8 units |
| Weight | 5,3 Kg |


► Tooling for 40x40mm up to 40x80mm. Wall 2mm



| | |
|-------------------|---|
| Reference | 140-07-01-00004 |
| Pipe | 40x40 mm, 40x50 mm, 40x60 mm, 40x70 mm, 40x80mm |
| Thickness | 2 mm |
| Pieces by tooling | 8 units |
| Weight | 5,3 Kg |


Accessories for Hydraulic Press for locks PI85

- ▶ Tooling for 50x50mm up to 50x80mm. Wall 1,5mm



| | |
|-------------------|---------------------------------------|
| Reference | 140-07-01-00005 |
| Pipe | 50x50 mm, 50x60 mm, 50x70 mm, 50x80mm |
| Thickness | 1,5 mm |
| Pieces by tooling | 7 units |
| Weight | 5,5 Kg |

- ▶ Tooling for 50x50 up to 50x80mm. Wall 2mm



| | |
|-------------------|---------------------------------------|
| Reference | 140-07-01-00006 |
| Pipe | 50x50 mm, 50x60 mm, 50x70 mm, 50x80mm |
| Thickness | 2 mm |
| Pieces by tooling | 7 units |
| Weight | 5,5 Kg |

Broaching machine

► Broaching machine BM25


The Hydraulic Broaching machine BM25 Nargesa, has been manufactured in a welded and mechanized steel monoblock. It is a machine to make slots and broaching operations in all kinds of parts. Sprockets, belts, gears, etc... It is also used as a press to straighten and unbolting oxidated parts, set bearings...

| | |
|--------------------------------------|----------------------|
| Reference | 100-09-01-001 |
| Motor power | 2,2 KW / 3 CV |
| 3-phased tensión | 230 / 400 V |
| Hydraulic power | 10 Tm |
| Working speed | 24 mm/s |
| Return speed | 54 mm/s |
| Pump Flow | 7,5 L |
| Shank displacement | 600 mm |
| Goosneck | 300 mm |
| Maximum diameter of the piece | 600 mm* |
| Bench dimensions | 420x420 mm |
| Dimensions | 750x1240x2400 mm |
| Weight | 850 Kg |



* For different sizes, please ask the manufacturer

Accessories for the Broaching machine BM25




Broaching time
5:00 min.

Keyway broaches 25mm

REF: 125-09-01-BR-00017

| | |
|------------------------------|--|
| Tolerance | JS9 (-0,027 +0,013) |
| Model | F |
| Broach dimensions | 25,40 x 514,35mm |
| Standard keys | 25 x 14mm |
| Min./Max. Cutting length | 25,4mm / 152,4mm |
| Required pressure | 12.300lbs / 5.579,18Kg |
| Required shims/ Nr of passes | 4 shims / 5 passes |
| Thickness | 1,422mm |
| Bushing diameter | 75, 80, 85, 90, 95, 100, 105, 110, 115 and 120mm |
| Bushing length | 152,4mm |
| Weight | 3,5 Kg. Approx. |




Broaching time
5:00 min.

Keyway broaches 24mm

REF: 125-09-01-BR-00016

| | |
|------------------------------|--|
| Tolerance | JS9 (-0,025 +0,015) |
| Model | F |
| Broach dimensions | 25,40 x 514,35mm |
| Standard keys | 24 x 14mm |
| Min./Max. Cutting length | 25,4mm / 152,4mm |
| Required pressure | 10.600lbs / 4.808,07Kg |
| Required shims/ Nr of passes | 5 shims / 6 passes |
| Thickness | 1,587mm |
| Bushing diameter | 75, 80, 85, 90, 95, 100, 105, 110, 115 and 120mm |
| Bushing length | 152,4mm |
| Weight | 3,5 Kg. Approx. |




Broaching time
5:00 min.

Keyway broaches 22mm

REF: 125-09-01-BR-00015

| | |
|------------------------------|--|
| Tolerance | JS9 (-0,027 +0,014) |
| Model | F |
| Broach dimensions | 25,40 x 514,35mm |
| Standard keys | 22 x 14mm |
| Min./Max. Cutting length | 25,4mm / 152,4mm |
| Required pressure | 9.400lbs / 4.263,76Kg |
| Required shims/ Nr of passes | 4 shims / 5 passes |
| Thickness | 1,422mm |
| Bushing diameter | 75, 80, 85, 90, 95, 100, 105, 110, 115 and 120mm |
| Bushing length | 152,4mm |
| Weight | 3,5 Kg. Approx. |

Accessories for the Broaching machine BM25




Broaching time
4:20 min.

Keyway broaches 20mm

REF: 125-09-01-BR-00014

| | |
|------------------------------|--|
| Tolerance | JS9 (-0,026 +0,015) |
| Model | F |
| Broach dimensions | 25,40 x 514,35mm |
| Standard keys | 20 x 12mm |
| Min./Max. Cutting length | 25,4mm / 152,4mm |
| Required pressure | 8.800lbs / 3.991,61Kg |
| Required shims/ Nr of passes | 3 shims / 4 passes |
| Thickness | 1,587mm |
| Bushing diameter | 75, 80, 85, 90, 95, 100, 105, 110, 115 and 120mm |
| Bushing length | 152,4mm |
| Weight | 3,5 Kg. Approx. |




Broaching time
3:40 min.

Brochas de 18mm

REF: 125-09-01-BR-00013

| | |
|------------------------------|---|
| Tolerance | JS9 (-0,022 +0,013) |
| Model | E |
| Broach dimensions | 19,05 x 393,7mm |
| Standard keys | 18 x 11mm |
| Min./Max. Cutting length | 25,4mm / 152,4mm |
| Required pressure | 10.600lbs / 4.808,07Kg |
| Required shims/ Nr of passes | 3 shims / 4 passes |
| Thickness | 1,422mm |
| Bushing diameter | 52, 54, 55, 56, 58, 60, 62, 63, 64, 65, 66, 68, 70 and 72mm |
| Bushing length | 127 and 152,4mm |
| Weight | 1,5 Kg. Approx. |




Broaching time
3:40 min.

Brochas de 16mm

REF: 125-09-01-BR-00012

| | |
|------------------------------|---|
| Tolerance | JS9 (-0,024 +0,012) |
| Model | E |
| Broach dimensions | 19,05 x 393,7mm |
| Standard keys | 16 x 10mm |
| Min./Max. Cutting length | 25,4mm / 152,4mm |
| Required pressure | 9.400lbs / 4.263,76Kg |
| Required shims/ Nr of passes | 3 shims / 4 passes |
| Thickness | 1,422mm |
| Bushing diameter | 52, 54, 55, 56, 58, 60, 62, 63, 64, 65, 66, 68, 70 and 72mm |
| Bushing length | 127 and 152,4mm |
| Weight | 1,5 Kg. Approx. |

Accessories for the Broaching machine BM25




Broaching time

Keyway broaches 14mm

REF: 125-09-01-BR-00011

| | |
|------------------------------|---|
| Tolerance | JS9 (-0,023 +0,013) |
| Model | D |
| Broach dimensions | 14,28 x 352,42mm |
| Standard keys | 14 x 9mm |
| Min./Max. Cutting length | 25,4mm / 152,4mm |
| Required pressure | 11.100lbs / 5.034,87Kg |
| Required shims/ Nr of passes | 2 shims / 3 passes |
| Thickness | 1,587mm |
| Bushing diameter | 32, 34, 35, 36, 38, 40, 42, 44, 45, 46, 48, 50, 52, 54 and 56mm |
| Bushing length | 101,6 and 127mm |
| Weight | 1 Kg. Approx. |




Broaching time
2:30 min.

Keyway broaches 12mm

REF: 125-09-01-BR-00010

| | |
|------------------------------|---|
| Tolerance | JS9 (-0,022 +0,014) |
| Model | D |
| Broach dimensions | 14,28 x 352,42mm |
| Standard keys | 12 x 8mm |
| Min./Max. Cutting length | 25,4mm / 152,4mm |
| Required pressure | 8.400lbs / 3.810,17Kg |
| Required shims/ Nr of passes | 2 shims / 3 passes |
| Thickness | 1,422mm |
| Bushing diameter | 32, 34, 35, 36, 38, 40, 42, 44, 45, 46, 48, 50, 52, 54 and 56mm |
| Bushing length | 101,6 and 127mm |
| Weight | 1 Kg. Approx. |




Broaching time
2:30 min.

Keyway broaches 10mm

REF: 125-09-01-BR-00009


| | |
|------------------------------|---|
| Tolerance | JS9 (-0,018 +0,012) |
| Model | D |
| Broach dimensions | 14,28 x 352,42mm |
| Standard keys | 10 x 8mm |
| Min./Max. Cutting length | 25,4mm / 152,4mm |
| Required pressure | 6.500lbs / 2.948,35Kg |
| Required shims/ Nr of passes | 2 shims / 3 passes |
| Thickness | 1,422mm |
| Bushing diameter | 32, 34, 35, 36, 38, 40, 42, 44, 45, 46, 48, 50, 52, 54 and 56mm |
| Bushing length | 101,6 and 127mm |
| Weight | 1 Kg. Approx. |

Accessories for the Broaching machine BM25




Broaching time
2:30 min.

| Keyway broaches 8mm | | REF: 125-09-01-BR-00008 |
|------------------------------|---|--------------------------------|
| Tolerance | JS9 (-0,017 +0,013) | |
| Model | C | |
| Broach dimensions | 9,52 x 298,45mm | |
| Standard keys | 8 x 7mm | |
| Min./Max. Cutting length | 9,921mm / 63,5mm | |
| Required pressure | 3.680lbs / 1.669,22Kg | |
| Required shims/ Nr of passes | 2 shims / 3 passes | |
| Thickness | 1,27mm | |
| Bushing diameter | 18, 19, 20, 22, 24, 25, 26, 28, 30, 32, 34, 35 and 36mm | |
| Bushing length | 63,5mm | |
| Weight | 0,350 Kg. Approx. | |



Broaching time
1:20 min.


| Keyway broaches 6mm | | REF: 125-09-01-BR-00006 |
|------------------------------|---|--------------------------------|
| Tolerance | JS9 (-0,016 +0,009) | |
| Model | C | |
| Broach dimensions | 9,52 x 298,45mm | |
| Standard keys | 6 x 6mm | |
| Min./Max. Cutting length | 9,921mm / 63,5mm | |
| Required pressure | 2.100lbs / 952,54Kg | |
| Required shims/ Nr of passes | 1 shim / 2 passes | |
| Thickness | 1,587mm | |
| Bushing diameter | 18, 19, 20, 22, 24, 25, 26, 28, 30, 32, 34, 35 and 36mm | |
| Bushing length | 63,5mm | |
| Weight | 0,350 Kg. Approx. | |



Broaching time
1:20 min.

| Keyway broaches 5mm | | REF: 125-09-01-BR-00005 |
|------------------------------|---|--------------------------------|
| Tolerance | JS9 (-0,014 +0,008) | |
| Model | C | |
| Broach dimensions | 9,52 x 298,45mm | |
| Standard keys | 5 x 5mm | |
| Min./Max. Cutting length | 9,921mm / 63,5mm | |
| Required pressure | 1.470lbs / 666,78Kg | |
| Required shims/ Nr of passes | 1 shim / 2 passes | |
| Thickness | 1,193mm | |
| Bushing diameter | 18, 19, 20, 22, 24, 25, 26, 28, 30, 32, 34, 35 and 36mm | |
| Bushing length | 63,5mm | |
| Weight | 0,350 Kg. Approx. | |

Accessories for the Broaching machine BM25



Broaching time
1:00 min.

Keyway broaches 5mm

REF: 125-09-01-BR-00004

| | |
|------------------------------|---------------------------------|
| Tolerance | JS9 (-0,014 +0,008) |
| Model | B1 |
| Broach dimensions | 6,35 x 171,45mm |
| Standard keys | 5 x 5mm |
| Min./Max. Cutting length | 7,54mm / 42,862mm |
| Required pressure | 1.860lbs / 843,68Kg |
| Required shims/ Nr of passes | 1 shim / 2 passes |
| Thickness | 1,27mm |
| Bushing diameter | 12, 14, 15, 16, 17, 18 and 19mm |
| Bushing length | 42,862mm |
| Weight | 0,100 Kg. Approx. |




Tiempo de brochado
1:00 min.

Keyway broaches 4mm

REF: 125-09-01-BR-00003

| | |
|------------------------------|---------------------------------|
| Tolerance | JS9 (-0,015 +0,01) |
| Model | B1 |
| Broach dimensions | 6,35 x 171,45mm |
| Standard keys | 4 x 4mm |
| Min./Max. Cutting length | 7,54mm / 42,862mm |
| Required pressure | 1.140lbs / 517,09Kg |
| Required shims/ Nr of passes | 1 shim / 2 passes |
| Thickness | 0,965mm |
| Bushing diameter | 12, 14, 15, 16, 17, 18 and 19mm |
| Bushing length | 42,862mm |
| Weight | 0,100 Kg. Approx. |



Tiempo de brochado
0:45 min.

Keyway broaches 3mm

REF: 125-09-01-BR-00002

| | |
|------------------------------|-----------------------|
| Tolerance | JS9 (-0,013 +0,009) |
| Model | A |
| Broach dimensions | 3,175 x 127mm |
| Standard keys | 3 x 3mm |
| Min./Max. Cutting length | 5,159mm / 28,575mm |
| Required pressure | 650lbs / 294,83Kg |
| Required shims/ Nr of passes | 1 shim / 2 passes |
| Thickness | 0,787mm |
| Bushing diameter | 6, 8, 10, 12 and 15mm |
| Bushing length | 28,575mm |
| Weight | 0,020 Kg. Approx. |

Accessories for the Broaching machine BM25




Broaching time
0:30 min.

Keyway broaches 2mm

REF: 125-09-01-BR-00001

| | |
|------------------------------|-----------------------|
| Tolerance | JS9 (-0,014 +0,009) |
| Model | A |
| Broach dimensions | 3,175 x 127mm |
| Standard keys | 2 x 2mm |
| Min./Max. Cutting length | 5,159mm / 28,575mm |
| Required pressure | 720lbs / 326,58Kg |
| Required shims/ Nr of passes | 0 shims / 1 pass |
| Bushing diameter | 6, 8, 10, 12 and 15mm |
| Bushing length | 28,575mm |
| Weight | 0,020 Kg. Approx. |




Broaching time
8:00 min.

Keyway broaches 1 inch

REF: 125-09-01-BRP-00020

| | |
|------------------------------|--|
| Tolerance | JS9 (1,0015 · 1,0025) |
| Model | F |
| Broach dimensions | 1 x 20 1/4 inches |
| Min./Max. Cutting length | 1 inch / 6 inches |
| Required pressure | 11.100lbs |
| Required shims/ Nr of passes | 7 shims / 8 passes |
| Thickness | 0,0625 inches |
| Bushing diameter | 3 1/16, 3 1/8, 3 3/16, 3 1/4, 3 5/16, 3 3/8, 3 7/16, 3 1/2, 3 9/16, 3 5/8, 3 11/16, 3 3/4, 3 13/16, 3 7/8, 3 15/16, 4, 4 1/16, 4 1/8, 4 3/16, 4 1/4, 4 5/16, 4 3/8, 4 7/16, 4 1/2, 7 9/16, 4 5/8, 4 11/16, 4 3/4, 4 13/16, 4 7/8, 4 15/16 and 5 inches |
| Bushing length | 6 inches |
| Weight | 3,500 Kg. Approx. |




Broaching time
6:00 min.

Keyway broaches 7/8 inch

REF: 125-09-01-BRP-00019

| | |
|------------------------------|--|
| Tolerance | JS9 (0,8765 · 0,8775) |
| Model | F |
| Broach dimensions | 1 x 20 1/4 inches |
| Min./Max. Cutting length | 1 inch / 6 inches |
| Required pressure | 9.800lbs |
| Required shims/ Nr of passes | 6 shims / 7 passes |
| Thickness | 0,0625 inches |
| Bushing diameter | 3 1/16, 3 1/8, 3 3/16, 3 1/4, 3 5/16, 3 3/8, 3 7/16, 3 1/2, 3 9/16, 3 5/8, 3 11/16, 3 3/4, 3 13/16, 3 7/8, 3 15/16, 4, 4 1/16, 4 1/8, 4 3/16, 4 1/4, 4 5/16, 4 3/8, 4 7/16, 4 1/2, 7 9/16, 4 5/8, 4 11/16, 4 3/4, 4 13/16, 4 7/8, 4 15/16 and 5 inches |
| Bushing length | 6 inches |
| Weight | 3,500 Kg. Approx. |

Accessories for the Broaching machine BM25




Broaching time
5:00 min.

Keyway broaches 3/4 inch

REF: 125-09-01-BRP-00018

| | |
|------------------------------|--|
| Tolerance | JS9 (0,7515 · 0,7525) |
| Model | E |
| Broach dimensions | 3/4 x 15 1/2 inches |
| Min./Max. Cutting length | 1 pulgada / 6 inches |
| Required pressure | 11.900lbs |
| Required shims/ Nr of passes | 5 shims / 6 passes |
| Thickness | 0,0625 inches |
| Bushing diameter | 2 5/16, 2 3/8, 2 7/16, 2 1/2, 2 9/16, 2 5/8, 2 11/16, 2 3/4, 2 13/16, 2 7/8, 2 15/16, 3, 3 1/16, 3 1/8, 3 3/16, 3 1/4, 3 5/16, 3 3/8, 3 7/16, 3 1/2, 3 9/16, 3 5/8, 3 11/16, 3 3/4, 3 13/16, 3 7/8, 3 15/16 and 4 inches |
| Bushing length | 6 inches |
| Weight | 1,500 Kg. Approx. |




Broaching time
4:00 min.

Keyway broaches 5/8 inch

REF: 125-09-01-BRP-00017

| | |
|------------------------------|--|
| Tolerance | JS9 (0,6260 · 0,6270) |
| Model | E |
| Broach dimensions | 3/4 x 15 1/2 inches |
| Min./Max. Cutting length | 1 inch / 6 inches |
| Required pressure | 9.600lbs |
| Required shims/ Nr of passes | 4 shims / 5 passes |
| Thickness | 0,0625 inches |
| Bushing diameter | 2 5/16, 2 3/8, 2 7/16, 2 1/2, 2 9/16, 2 5/8, 2 11/16, 2 3/4, 2 13/16, 2 7/8, 2 15/16, 3, 3 1/16, 3 1/8, 3 3/16, 3 1/4, 3 5/16, 3 3/8, 3 7/16, 3 1/2, 3 9/16, 3 5/8, 3 11/16, 3 3/4, 3 13/16, 3 7/8, 3 15/16 and 4 inches |
| Bushing length | 6 inches |
| Weight | 1,500 Kg. Approx. |




Broaching time
3:40 min.

Keyway broaches 9/16 inch

REF: 125-09-01-BRP-00016


| | |
|------------------------------|---|
| Tolerance | JS9 (0,5631 · 0,5641) |
| Model | D |
| Broach dimensions | 9/16 x 13 7/8 inches |
| Min./Max. Cutting length | 1 inch / 6 inches |
| Required pressure | 8.900lbs |
| Required shims/ Nr of passes | 4 shims / 5 passes |
| Thickness | 0,0560 inches |
| Bushing diameter | 1 7/16, 1 1/2, 1 9/16, 1 5/8, 1 11/16, 1 3/4, 1 13/16, 1 7/8, 1 15/16, 2, 2 1/16, 2 1/8, 2 3/16, 2 1/4, 2 5/16, 2 3/8, 2 7/16, 2 1/2, 2 9/16, 2 5/8, 2 11/16, 2 3/4, 2 13/16, 2 7/8, 2 15/16 and 3 inches |
| Bushing length | 6 inches |
| Weight | 1,00 Kg. Approx. |

Accessories for the Broaching machine BM25




Broaching time
3:00 min.

| Keyway broaches 1/2 inch | REF: 125-09-01-BRP-00015 |
|------------------------------|---|
| Tolerance | JS9 (0,5006 · 0,5016) |
| Model | D |
| Broach dimensions | 9/16 x 13 7/8 inches |
| Min./Max. Cutting length | 1 inch / 6 pulgadas |
| Required pressure | 9.800lbs |
| Required shims/ Nr of passes | 3 shims / 4 passes |
| Thickness | 0,0625 inches |
| Bushing diameter | 1 7/16, 1 1/2, 1 9/16, 1 5/8, 1 11/16, 1 3/4, 1 13/16, 1 7/8, 1 15/16, 2, 2 1/16, 2 1/8, 2 3/16, 2 1/4, 2 5/16, 2 3/8, 2 7/16, 2 1/2, 2 9/16, 2 5/8, 2 11/16, 2 3/4, 2 13/16, 2 7/8, 2 15/16 and 3 inches |
| Bushing length | 4 inches |
| Weight | 1,00 Kg. Approx. |



Broaching time
3:00 min.


| Keyway broaches 7/16 inch | REF: 125-09-01-BRP-00014 |
|------------------------------|---|
| Tolerance | JS9 (0,4380 · 0,4390) |
| Model | D |
| Broach dimensions | 9/16 x 13 7/8 inches |
| Min./Max. Cutting length | 1 inch / 6 inches |
| Required pressure | 9.400lbs |
| Required shims/ Nr of passes | 3 shims / 4 passes |
| Thickness | 0,0560 inches |
| Bushing diameter | 1 7/16, 1 1/2, 1 9/16, 1 5/8, 1 11/16, 1 3/4, 1 13/16, 1 7/8, 1 15/16, 2, 2 1/16, 2 1/8, 2 3/16, 2 1/4, 2 5/16, 2 3/8, 2 7/16, 2 1/2, 2 9/16, 2 5/8, 2 11/16, 2 3/4, 2 13/16, 2 7/8, 2 15/16 and 3 inches |
| Bushing length | 4 inches |
| Weight | 1,00 Kg. Approx. |



Broaching time
2:30 min.


| Keyway broaches 3/8 inch | REF: 125-09-01-BRP-00013 |
|------------------------------|---|
| Tolerance | JS9 (0,3755 · 0,3765) |
| Model | D |
| Broach dimensions | 9/16 x 13 7/8 inches |
| Min./Max. Cutting length | 1 inch / 6 inches |
| Required pressure | 7.000lbs |
| Required shims/ Nr of passes | 2 shims / 3 passes |
| Thickness | 0,0625 inches |
| Bushing diameter | 1 7/16, 1 1/2, 1 9/16, 1 5/8, 1 11/16, 1 3/4, 1 13/16, 1 7/8, 1 15/16, 2, 2 1/16, 2 1/8, 2 3/16, 2 1/4, 2 5/16, 2 3/8, 2 7/16, 2 1/2, 2 9/16, 2 5/8, 2 11/16, 2 3/4, 2 13/16, 2 7/8, 2 15/16 and 3 inches |
| Bushing length | 4 inches |
| Weight | 1,00 Kg. Approx. |

Accessories for the Broaching machine BM25




Broaching time
2:30 min.

| Keyway broaches 5/16 inch | | REF: 125-09-01-BRP-00012 |
|------------------------------|---|--------------------------|
| Tolerance | JS9 (0,3127 · 0,3137) | |
| Model | D | |
| Broach dimensions | 9/16 x 13 7/8 inches | |
| Min./Max. Cutting length | 1 inch / 6 inches | |
| Required pressure | 8.000lbs | |
| Required shims/ Nr of passes | 2 shims / 3 passes | |
| Thickness | 0,0560 inches | |
| Bushing diameter | 1 7/16, 1 1/2, 1 9/16, 1 5/8, 1 11/16, 1 3/4, 1 13/16, 1 7/8, 1 15/16, 2, 2 1/16, 2 1/8, 2 3/16, 2 1/4, 2 5/16, 2 3/8, 2 7/16, 2 1/2, 2 9/16, 2 5/8, 2 11/16, 2 3/4, 2 13/16, 2 7/8, 2 15/16 and 3 inches | |
| Bushing length | 4 inches | |
| Weight | 1,00 Kg. Approx. | |



Broaching time
2:30 min.


| Keyway broaches 3/8 inch | | REF: 125-09-01-BRP-00011 |
|------------------------------|---|--------------------------|
| Tolerance | JS9 (0,3755 · 0,3765) | |
| Model | C | |
| Broach dimensions | 3/8 x 11 3/4 inches | |
| Min./Max. Cutting length | 25/64 inch / 2 1/2 inches | |
| Required pressure | 4.340lbs | |
| Required shims/ Nr of passes | 2 shims / 3 passes | |
| Thickness | 0,0625 inches | |
| Bushing diameter | 3/4, 13/16, 7/8, 15/16, 1, 1 1/16, 1 1/8, 1 3/16, 1 1/4, 1 5/16, 1 3/8, 1 7/16, 1 1/2 and 1 9/16 inches | |
| Bushing length | 2 1/2 inches | |
| Weight | 0,350 Kg. Approx. | |



Broaching time
2:30 min.


| Keyway broaches 5/16 inch | | REF: 125-09-01-BRP-00010 |
|------------------------------|---|--------------------------|
| Tolerance | JS9 (0,3127 · 0,3137) | |
| Model | C | |
| Broach dimensions | 3/8 x 11 3/4 inches | |
| Min./Max. Cutting length | 25/64 inch / 2 1/2 inches | |
| Required pressure | 3.960lbs | |
| Required shims/ Nr of passes | 2 shims / 3 passes | |
| Thickness | 0,0550 inches | |
| Bushing diameter | 3/4, 13/16, 7/8, 15/16, 1, 1 1/16, 1 1/8, 1 3/16, 1 1/4, 1 5/16, 1 3/8, 1 7/16, 1 1/2 and 1 9/16 inches | |
| Bushing length | 2 1/2 inches | |
| Weight | 0,350 Kg. Approx. | |

Accessories for the Broaching machine BM25




Broaching time
1:20 min.

| Keyway broaches 1/4 inch | | REF: 125-09-01-BRP-00009 |
|------------------------------|---|--------------------------|
| Tolerance | JS9 (0,2502 · 0,2512) | |
| Model | C | |
| Broach dimensions | 3/8 x 11 3/4 inches | |
| Min./Max. Cutting length | 25/64 inch / 2 1/2 inches | |
| Required pressure | 2.520lbs | |
| Required shims/ Nr of passes | 1 shim / 2 passes | |
| Thickness | 0,0625 inches | |
| Bushing diameter | 3/4, 13/16, 7/8, 15/16, 1, 1 1/16, 1 1/8, 1 3/16, 1 1/4, 1 5/16, 1 3/8, 1 7/16, 1 1/2 and 1 9/16 inches | |
| Bushing length | 2 1/2 inches | |
| Weight | 0,350 Kg. Approx. | |



Broaching time
1:20 min.


| Keyway broaches 3/16 inch | | REF: 125-09-01-BRP-00008 |
|------------------------------|---|--------------------------|
| Tolerance | JS9 (0,1877 · 0,1887) | |
| Model | C | |
| Broach dimensions | 3/8 x 11 3/4 inches | |
| Min./Max. Cutting length | 25/64 inch / 2 1/2 inches | |
| Required pressure | 1.540lbs | |
| Required shims/ Nr of passes | 1 shim / 2 passes | |
| Thickness | 0,0500 inches | |
| Bushing diameter | 3/4, 13/16, 7/8, 15/16, 1, 1 1/16, 1 1/8, 1 3/16, 1 1/4, 1 5/16, 1 3/8, 1 7/16, 1 1/2 and 1 9/16 inches | |
| Bushing length | 2 1/2 inches | |
| Weight | 0,350 Kg. Approx. | |



Broaching time
1:00 min.


| Keyway broaches 3/16 inch | | REF: 125-09-01-BRP-00007 |
|------------------------------|--|--------------------------|
| Tolerance | JS9 (0,1877 · 0,1887) | |
| Model | B | |
| Broach dimensions | 3/16 x 6 3/4 inches | |
| Min./Max. Cutting length | 19/64 inch / 1 11/16 inches | |
| Required pressure | 1.860lbs | |
| Required shims/ Nr of passes | 1 shim / 2 passes | |
| Thickness | 0,0500 inches | |
| Bushing diameter | 1/2, 9/16, 5/8, 11/16, 3/4, 13/16 and 7/8 inch | |
| Bushing length | 1 11/16 inches | |
| Weight | 0,100 Kg. Approx. | |

Accessories for the Broaching machine BM25



Broaching time
1:00 min.

| Keyway broaches 5/32 inch | | REF: 125-09-01-BRP-00006 |
|----------------------------------|--|---------------------------------|
| Tolerance | JS9 (0,1564 · 0,1574) | |
| Model | B | |
| Broach dimensions | 3/16 x 6 3/4 inches | |
| Min./Max. Cutting length | 19/64 inch / 1 11/16 inches | |
| Required pressure | 1.320lbs | |
| Required shims/ Nr of passes | 1 shim / 2 passes | |
| Thickness | 0,0420 inches | |
| Bushing diameter | 1/2, 9/16, 5/8, 11/16, 3/4, 13/16 and 7/8 inch | |
| Bushing length | 1 11/16 inches | |
| Weight | 0,100 Kg. Approx. | |



Broaching time
1:00 min.


| Keyway broaches 1/8 inch | | REF: 125-09-01-BRP-00005 |
|---------------------------------|--|---------------------------------|
| Tolerance | JS9 (0,1252 · 0,1262) | |
| Model | B | |
| Broach dimensions | 3/16 x 6 3/4 inches | |
| Min./Max. Cutting length | 19/64 inch / 1 11/16 inches | |
| Required pressure | 720lbs | |
| Required shims/ Nr of passes | 1 shim / 2 passes | |
| Thickness | 0,0310 inches | |
| Bushing diameter | 1/2, 9/16, 5/8, 11/16, 3/4, 13/16 and 7/8 inches | |
| Bushing length | 1 11/16 inches | |
| Weight | 0,100 Kg. Approx. | |



Broaching time
0:40 min.

| Keyway broaches 3/32 inch | | REF: 125-09-01-BRP-00004 |
|----------------------------------|--|---------------------------------|
| Tolerance | JS9 (0,0938 · 0,0948) | |
| Model | B | |
| Broach dimensions | 3/16 x 6 3/4 inches | |
| Min./Max. Cutting length | 19/64 inch / 1 11/16 inches | |
| Required pressure | 930lbs | |
| Required shims/ Nr of passes | 0 shims / 1 pass | |
| Bushing diameter | 1/2, 9/16, 5/8, 11/16, 3/4, 13/16 and 7/8 inch | |
| Bushing length | 1 11/16 inches | |
| Weight | 0,100 Kg. Approx. | |

Accessories for the Broaching machine BM25



Broaching time
0:45 min.

Keyway broaches 1/8 inch

REF: 125-09-01-BRP-00003

| | |
|------------------------------|-----------------------------------|
| Tolerance | JS9 (0,1252 · 0,1262) |
| Model | A |
| Broach dimensions | 1/8 x 5 inches |
| Min./Max. Cutting length | 13/64 inch / 1 1/8 inches |
| Required pressure | 650lbs |
| Required shims/ Nr of passes | 1 shim / 2 passes |
| Thickness | 0,0310 inches |
| Bushing diameter | 1/4, 5/16, 3/8, 7/16 and 1/2 inch |
| Bushing length | 1 1/8 inches |
| Weight | 0,020 Kg. Approx. |



Broaching time
0:30 min.

Keyway broaches 3/32 inch

REF: 125-09-01-BRP-00002

| | |
|------------------------------|-----------------------------------|
| Tolerance | JS9 (0,0938 · 0,0948) |
| Model | A |
| Broach dimensions | 1/8 x 5 inches |
| Min./Max. Cutting length | 13/64 inch / 1 1/8 inches |
| Required pressure | 780lbs |
| Required shims/ Nr of passes | 0 shims / 1 pass |
| Bushing diameter | 1/4, 5/16, 3/8, 7/16 and 1/2 inch |
| Bushing length | 1 1/8 inches |
| Weight | 0,020 Kg. Approx. |



Broaching time
0:30 min.

Keyway broaches 1/16 inch

REF: 125-09-01-BRP-00001

| | |
|------------------------------|-----------------------------------|
| Tolerance | JS9 (0,0625 · 0,0635) |
| Model | A |
| Broach dimensions | 1/8 x 5 inches |
| Min./Max. Cutting length | 13/64 inch / 1 1/8 inches |
| Required pressure | 390lbs |
| Required shims/ Nr of passes | 0 shims / 1 pass |
| Bushing diameter | 1/4, 5/16, 3/8, 7/16 and 1/2 inch |
| Bushing length | 1 1/8 inches |
| Weight | 0,020 Kg. Approx. |

Accessories for the Broaching machine BM25

► Bushings



F114 steel guide bushes in H8 diameter tolerance to optimize the perfect finish of the part.

For other dimensions, request the manufacturer.

| Reference | Model | Diameter | Length | Tolerance | Broaches |
|---------------------|-------|----------|--------|-----------|----------------------|
| 125-09-01-CBR-00002 | A | 10 mm | 32 mm | J9 | 2 - 3 mm |
| 125-09-01-CBR-00004 | B | 12 mm | 46 mm | J9 | 4 - 5C mm |
| 125-09-01-CBR-00005 | B | 14 mm | 46 mm | J9 | 4 - 5C mm |
| 125-09-01-CBR-00006 | B | 16 mm | 46 mm | J9 | 4 - 5C mm |
| 125-09-01-CBR-00007 | B | 17 mm | 46 mm | J9 | 4 - 5C mm |
| 125-09-01-CBR-00008 | C | 18 mm | 65 mm | J9 | 5 - 6 - 8 mm |
| 125-09-01-CBR-00009 | C | 19 mm | 65 mm | J9 | 5 - 6 - 8 mm |
| 125-09-01-CBR-00010 | C | 20 mm | 65 mm | J9 | 5 - 6 - 8 mm |
| 125-09-01-CBR-00011 | C | 22 mm | 65 mm | J9 | 5 - 6 - 8 mm |
| 125-09-01-CBR-00012 | C | 24 mm | 65 mm | J9 | 5 - 6 - 8 mm |
| 125-09-01-CBR-00013 | C | 25 mm | 65 mm | J9 | 5 - 6 - 8 mm |
| 125-09-01-CBR-00014 | C | 28 mm | 65 mm | J9 | 5 - 6 - 8 mm |
| 125-09-01-CBR-00015 | C | 30 mm | 65 mm | J9 | 5 - 6 - 8 mm |
| 125-09-01-CBR-00016 | D | 32 mm | 102 mm | J9 | 10 - 12 - 14 mm |
| 125-09-01-CBR-00017 | D | 35 mm | 102 mm | J9 | 10 - 12 - 14 mm |
| 125-09-01-CBR-00018 | D | 38 mm | 102 mm | J9 | 10 - 12 - 14 mm |
| 125-09-01-CBR-00020 | D | 40 mm | 102 mm | J9 | 10 - 12 - 14 mm |
| 125-09-01-CBR-00021 | D | 42 mm | 102 mm | J9 | 10 - 12 - 14 mm |
| 125-09-01-CBR-00022 | D | 45 mm | 127 mm | J9 | 10 - 12 - 14 mm |
| 125-09-01-CBR-00023 | D | 48 mm | 127 mm | J9 | 10 - 12 - 14 mm |
| 125-09-01-CBR-00024 | D | 50 mm | 127 mm | J9 | 10 - 12 - 14 mm |
| 125-09-01-CBR-00025 | E | 55 mm | 127 mm | J9 | 16 - 18 mm |
| 125-09-01-CBR-00026 | E | 60 mm | 154 mm | J9 | 16 - 18 mm |
| 125-09-01-CBR-00027 | E | 65 mm | 154 mm | J9 | 16 - 18 mm |
| 125-09-01-CBR-00028 | F | 70 mm | 154 mm | J9 | 20 - 22 - 24 - 25 mm |
| 125-09-01-CBR-00029 | F | 75 mm | 154 mm | J9 | 20 - 22 - 24 - 25 mm |
| 125-09-01-CBR-00030 | F | 80 mm | 154 mm | J9 | 20 - 22 - 24 - 25 mm |
| 125-09-01-CBR-00031 | F | 85 mm | 154 mm | J9 | 20 - 22 - 24 - 25 mm |
| 125-09-01-CBR-00032 | F | 90 mm | 154 mm | J9 | 20 - 22 - 24 - 25 mm |
| 125-09-01-CBR-00033 | F | 95 mm | 154 mm | J9 | 20 - 22 - 24 - 25 mm |

Horizontal Press Brake

► Horizontal Press Brake PP200CNC

The versatility of the 20 Tons Horizontal Press Brake Nargesa PP200CNC allows us to bend, fold, cut and shape in cold, stretch and reduce, inlay, notch and assemble...

- **NEW Control Panel:** Very intuitive and easy to handle, with the latest 4.0 technology and a more comfortable and accurate regulation.

- **The new ECO** mode of our latest products saves energy and contributes to the conservation of the environment.

Nowadays, we know the remarkable importance of saving energy. This is the main reason why our new machinery incorporates an "ECO mode" that automatically disconnects the electrical parts that generate greater energy consumption if a period of inactivity is detected. Thus, when it is necessary to restart the operation, all you have to do is press the pedal to continue working.

We strongly believe that this feature is a core point both for the savings of our clients and for the sustainability of our planet, since we are a company very committed to the environment.

- **Quick start-up:** The machine is shipped fully assembled, it is only required to connect it to the electrical supply and run it.

- **Versatility:** Nargesa PP200 has a catalog with a great deal of optional tooling.

- **Easy fabrication of tooling:** The customer himself or any toolmaker can manufacture dies and punches.

| | |
|-----------------------|---------------------------|
| Reference | 100-16-01-001 |
| Engine power | 2,2 KW / 3 HP a 1400r.p.m |
| Three-phased tension | 230 / 400 V |
| Working strength | 20.000 Kg / 200 KN |
| Working speed | 10 mm/s |
| Return speed | 35 mm/s |
| Maximum displacement | 250 mm |
| Repetitivity | 0,05 mm |
| Tooling support table | 600x1170 mm |
| Dimensions | 660x1180x1130 mm |
| Weight | 665 Kg |

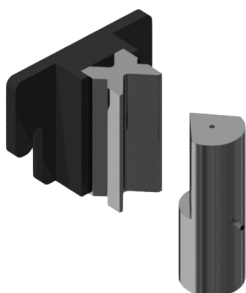


NEW




Accessories for Horizontal press brake PP200CNC

► Folding die at 161 mm. · V16, 22 35 50 mm PP200CNC



Folding or bending die up to 161mm with 4 openings (16, 22, 35, 50mm) and a punch of 80°. This multi-V die allows 1mm up to 8mm sheet to be folded. The 70mm outer die diameter punch allows to make completely closed shapes to a minimum of 75mm inner wing.


Folding die reference: 125-16-01-00006
Folding punch reference: 131-16-01-00041




- V 16:** Sheet from 1 to 3mm
- V 22:** Sheet from 2 to 4mm
- V 35:** Sheet from 3 to 6mm
- V 50:** Sheet from 4 to 8mm
- Max. Folding length:** 161mm
- Max. Folding thickness:** 8mm

Standard tooling provided along with the machine.

► Baluster forming die 01

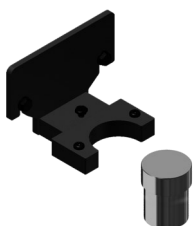


Reference: 140-16-01-00001
 Die to form cold forging balusters for grills, gates, fences, handrails, etc...
 For other shapes or capacities, request the manufacturer.




| Max. width | Thickness | Die length | Weight |
|------------|---------------|------------|--------|
| 20mm | 4, 5, 6, 8 mm | 656 mm | 21 Kg |

► Ring forming




Reference: 140-16-01-00003
 Die to form rings or English banister railing, used as ornamental piece in forging railings, gates, fences, etc... for bars bonding. For other sizes and applications consult the manufacturer



| Max. width | Thickness | Outer sizes | Weight |
|------------|-----------|-------------|--------|
| 50 mm | 6 mm | 90 mm | 9.3 Kg |

Accessories for Horizontal press brake PP200CNC

► Baluster forming die 04




Reference: 140-16-01-00004

Die to form cold forging balusters for grills, gates, fences, handrails, etc... For other shapes or capacities, request the manufacturer.




| Square sizes | Die length | Weight |
|-------------------------------|------------|---------|
| 5, 6, 8, 10,12, 14, 16, 18 mm | 600 mm | 20,5 Kg |

► Bending tool for big radius PP200CNC




Reference: 140-16-01-00006

Die to form curves in flat bars, pipes, bars or profiles at big radius. It's perfect for bending small series or special parts without requiring a specific custom mold.



| Maximum bar capacity | Maximum pipe capacity | Minimum diameter | Maximum diameter | Weight |
|----------------------|-----------------------|------------------|---------------------|--------|
| 40 mm or 1 1/2" | 80x80 mm or 3" | 300 mm | There is no maximum | 35 Kg |

► Baluster forming die 08



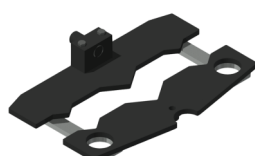
Reference: 140-16-01-00008

Die to form cold forging balusters for grills, gates, fences, handrails, etc... For other shapes or capacities, request the manufacturer.




| Max. width | Thickness | Die length | Weight |
|------------|---------------|------------|---------|
| 20 mm | 4, 5, 6, 8 mm | 650 mm | 19,5 Kg |

► Baluster forming die 09



Reference: 140-16-01-00009

Die to form cold forging balusters for grills, gates, fences, handrails, etc... For other shapes or capacities, request the manufacturer.



| Flat bar size | Die length | Weight |
|-------------------|------------|--------|
| 5, 6, 8, 10,12 mm | 522 mm | 22 Kg |

Accessories for Horizontal press brake PP200CNC

► Baluster forming die 10




Reference: 140-16-01-00010

Die to form cold forging balusters shaped parts for grills, so called "belly top railing". For other shapes or capacities, please consult the manufacturer.



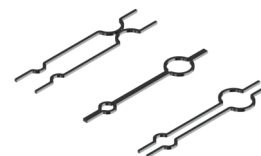
| Flat bar size | Die length | Weight |
|---------------|------------|--------|
| 12 mm | 1165 mm | 50 Kg |

► Baluster forming die 11



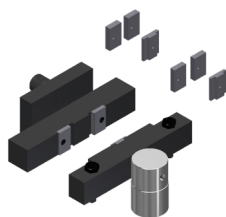
Reference: 140-16-01-00011

Die to form cold forging balusters for grills, gates, fences, handrails, etc... For other shapes or capacities, request the manufacturer.



| Flat bar size | Die length | Weight |
|----------------|------------|---------|
| 6, 8, 10,12 mm | 760 mm | 32,5 Kg |


► Twisted bars forming die



Reference: 140-16-01-00013


Die to bend metal plate, flat bar or square bar to obtain a nice braid twisted effect. It's very used to make fences and grills

For flat bar from 6 to 14mm. (For different sizes, please ask the manufacturer)




| Max. capacity | Min. capacity | Weight |
|---------------|---------------------|--------|
| Square 14 mm | 2x40 mm metal sheet | 18 Kg |

► Flat bar cutting tooling 100x10 mm. PP200



Reference: 140-16-01-00014


Flat bar and metal sheet cutting die up to 100mm through a maximum thickness of 10mm in mild steel.



| Max. Cutting length | Max. Cutting thickness | Weight |
|---------------------|------------------------|--------|
| 100 mm | 10 mm | 23 Kg |

Accessories for Horizontal press brake PP200CNC


► Tool to shape pipe ends PP200CNC



Reference: 140-16-01-00016

Basic die to modify the ends of the tubes for their assembly. You can make all kinds of shapes and flaps according to the customer needs. For special forms consult the manufacturer.

Weight: 110 Kg aprox.



Diameter reduction tools for PP200CNC

PP200 reduction cone



Reference: 140-16-01-RE001

This accessory is adapted to the **Tooling to shape pipe ends**, to perform the operation of reducing the ends of the tubes.

This accessory is used in all tube sizes, that is to say, it is not necessary to buy more than one since it is adaptable to all diameters.

Weight: 12,7 Kg.

Reducing clamp holder PP200CNC



Reference: 140-16-01-RE002


Accessory to set the **Reducing Clamps** of different diameters.

This accessory is used in all tube sizes, that is to say, it is not necessary to buy more than one since it is adaptable to all diameters.

Weight: 4,6 Kg.

Accessories for Horizontal press brake PP200CNC

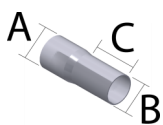
PP200 reducer clamp



This accessory attaches to the **Reducing clamp holder**, to carry out the operation of reducing the ends of the tubes.

It is necessary to buy one specific reducing clamp for each tube according to its initial diameter and the final diameter that we want to achieve.

See the following table of Reducing Clamps:




| ØA max. | ØB min. | C max. | Reference | Description |
|---------|---------|--------|-------------------|---|
| 16mm | 10mm | 76mm | 140-16-01-RE16-10 | Tube Reducer Clamp 16-10 Length Max. 76mm |
| 19mm | 13mm | 76mm | 140-16-01-RE19-13 | Tube Reducer Clamp 19-13 Length Max. 76mm |
| 22mm | 16mm | 76mm | 140-16-01-RE22-16 | Tube Reducer Clamp 22-16 Length Max. 76mm |
| 25mm | 19mm | 76mm | 140-16-01-RE25-19 | Tube Reducer Clamp 25-19 Length Max. 76mm |
| 28mm | 22mm | 76mm | 140-16-01-RE28-22 | Tube Reducer Clamp 28-22 Length Max. 76mm |
| 32mm | 26mm | 76mm | 140-16-01-RE31-25 | Tube Reducer Clamp 32-26 Length Max. 76mm |
| 35mm | 29mm | 76mm | 140-16-01-RE35-29 | Tube Reducer Clamp 35-29 Length Max. 76mm |
| 38mm | 32mm | 76mm | 140-16-01-RE38-32 | Tube Reducer Clamp 38-32 Length Max. 76mm |
| 42mm | 36mm | 76mm | 140-16-01-RE42-36 | Tube Reducer Clamp 42-36 Length Max. 76mm |
| 45mm | 39mm | 76mm | 140-16-01-RE45-39 | Tube Reducer Clamp 45-39 Length Max. 76mm |
| 48mm | 42mm | 76mm | 140-16-01-RE48-42 | Tube Reducer Clamp 48-42 Length Max. 76mm |
| 51mm | 45mm | 76mm | 140-16-01-RE51-45 | Tube Reducer Clamp 51-45 Length Max. 76mm |
| 54mm | 48mm | 76mm | 140-16-01-RE54-48 | Tube Reducer Clamp 54-48 Length Max. 76mm |
| 57mm | 51mm | 76mm | 140-16-01-RE57-51 | Tube Reducer Clamp 57-51 Length Max. 76mm |
| 60mm | 54mm | 76mm | 140-16-01-RE60-54 | Tube Reducer Clamp 60-54 Length Max. 76mm |
| 63mm | 57mm | 76mm | 140-16-01-RE63-57 | Tube Reducer Clamp 63-57 Length Max. 76mm |
| 66mm | 60mm | 76mm | 140-16-01-RE66-60 | Tube Reducer Clamp 66-60 Length Max. 76mm |
| 69mm | 63mm | 76mm | 140-16-01-RE69-63 | Tube Reducer Clamp 69-63 Length Max. 76mm |
| 73mm | 67mm | 76mm | 140-16-01-RE73-67 | Tube Reducer Clamp 73-67 Length Max. 76mm |

Accessories for Horizontal press brake PP200CNC

Diameter expansion tools PP200CNC

Clamp Holder to Expand Tube PP200CNC




Reference: 140-16-01-EX001

This accessory is adapted to the **Tooling to shape pipe ends**, to perform the operation of expanding the ends of the tubes.

This accessory is used in all tube sizes, that is to say, it is not necessary to buy more than one since it is adaptable to all diameters.

Expansion Mandrel PP200CNC

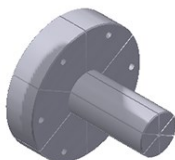


Reference: 140-16-01-EX002

This accessory is adapted to the **Tooling to shape pipe ends**, to perform the operation of expanding the ends of the tubes.

This accessory is used in all tube sizes, that is to say, it is not necessary to buy more than one since it is adaptable to all diameters.

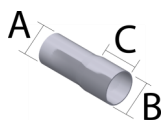
Tube Expander Clamp PP200CNC



This accessory is adapted to the **Tooling to shape pipe ends**, to perform the operation of expanding the ends of the tubes.

It is necessary to buy one specific expanding clamp for each tube according to its initial diameter and the final diameter that we want to achieve.


See the following table of Expanding Clamps:



| ØA min. | ØB max. | C max. | Reference | Description |
|---------|---------|--------|-------------------|--|
| 22mm | 28mm | 40mm | 140-16-01-EX22-28 | Tube Expander Clamp 22-28 Length Max. 40mm |
| 25mm | 31mm | 40mm | 140-16-01-EX25-31 | Tube Expander Clamp 25-31 Length Max. 40mm |
| 28mm | 34mm | 50mm | 140-16-01-EX28-34 | Tube Expander Clamp 28-34 Length Max. 50mm |
| 31mm | 37mm | 60mm | 140-16-01-EX31-37 | Tube Expander Clamp 31-37 Length Max. 60mm |
| 35mm | 41mm | 60mm | 140-16-01-EX35-41 | Tube Expander Clamp 35-41 Length Max. 60mm |
| 38mm | 44mm | 65mm | 140-16-01-EX38-44 | Tube Expander Clamp 38-44 Length Max. 65mm |
| 41mm | 47mm | 65mm | 140-16-01-EX41-47 | Tube Expander Clamp 41-47 Length Max. 65mm |
| 44mm | 50mm | 80mm | 140-16-01-EX44-50 | Tube Expander Clamp 44-50 Length Max. 80mm |
| 47mm | 53mm | 80mm | 140-16-01-EX47-53 | Tube Expander Clamp 47-53 Length Max. 80mm |
| 51mm | 57mm | 80mm | 140-16-01-EX51-57 | Tube Expander Clamp 51-57 Length Max. 80mm |
| 54mm | 60mm | 80mm | 140-16-01-EX54-60 | Tube Expander Clamp 54-60 Length Max. 80mm |
| 60mm | 66mm | 80mm | 140-16-01-EX60-66 | Tube Expander Clamp 60-66 Length Max. 80mm |


Accessories for Horizontal press brake PP200CNC

► Die to straighten out profiles PP200CNC



Reference: 140-16-01-00017

Tool used to bend straight profiles or parts. It is adjustable to different capacities according to the profiles.



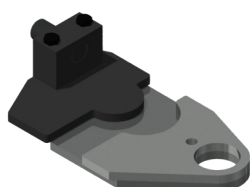
Maximum capacity

H 150 mm

Weight

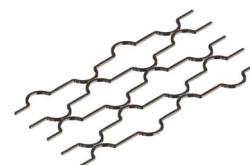
72 Kg

► Baluster forming die 20



Reference: 140-16-01-00020

Die to form cold forging balusters for grills, gates, fences, handrails, etc... For other shapes or capacities, request the manufacturer.



Square sizes

12x12 mm


Circumference size

90 mm

Weight

11 Kg

► Punching die

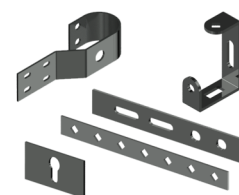


Reference: 140-16-01-00022

Punch-holder die, compatible with our Nargesa brand punches.

Gooseneck: 54 mm

Free distance of tooling: 95 mm



Round

Max. Punching capacity

43 mm

Square

35 mm

Rectangular

20x34 mm

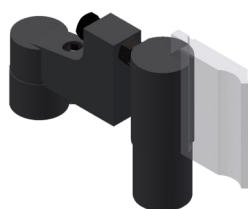
Oval

21x40 mm

Weight

52 Kg


► Promecam punch holder PP200CNC



Reference: 140-16-01-00023

Punch holder for all kind of punches for Promecam bending or folding press.

Compatible with any Promecam punch.



Max. Folding length

150 mm

Weight

14 Kg

Accessories for Horizontal press brake PP200CNC

► Clamp forming die PP200CNC



Reference: 140-16-01-00024

Die to form all kinds of clamps. This tooling is manufactured according to the user's needs thus it is required to have a technical drawing or a sample piece.



Maximum capacity

100x4 mm

► Special punches

Folding punches to bend special pieces of small sizes or folded up to 30°.




Folding Punch D70 30°

REF: 140-16-01-00025

Max. Folding length: 100mm

Punch degrees: 30°

Punch diameter: 70mm



Folding Punch D40 80°

REF: 140-16-01-00026

Max. Folding length: 60mm

Punch degrees: 80°

Punch diameter: 40mm




Folding Punch D22 80°

REF: 140-16-01-00027

Max. Folding length: 60mm

Punch degrees: 80°

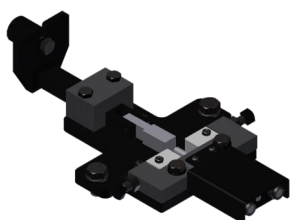
Punch diameter: 22mm



Weight


3Kg each unit approximately

► Bar clamps forming die



Reference: 140-16-01-00028

Clamp forming die, used to manufacture the clamps used to join different forging bars with no need to get them welded.



Max. capacity

25x5 mm

Weight

9 Kg

Accessories for Horizontal press brake PP200CNC

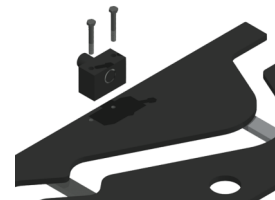
► Forming die adaptor



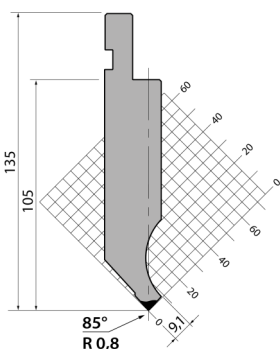
Reference: 140-16-01-00029

It is an exchangeable fitting device for the forming dies, suitable for each of the different baluster forming tools. It is advisable to get one in order to work with the specified dies.

Weight: 3,1 Kg




► Punch Promecam PS.135.85.R08



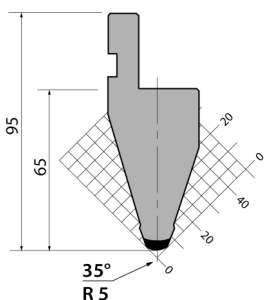
Reference: 140-16-01-00030

Folding length: 161 mm

Weight: 3,2 Kg




► Punch Promecam P.95.35.R5



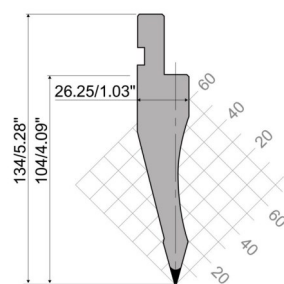
Reference: 140-16-01-00031

Folding length: 161 mm

Weight: 2,3 Kg



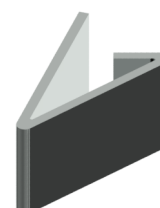
► Punch Promecam PS.134.30.R08



Reference: 140-16-01-00032

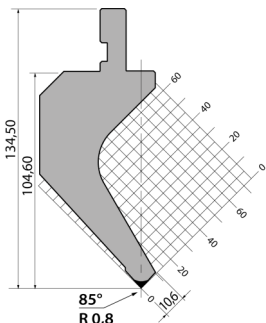
Folding length: 161 mm

Weight: 2,7 Kg



Accessories for Horizontal press brake PP200CNC


► Punch Promecam PK.135.85.R08



Reference: 140-16-01-00038

Folding length: 161 mm

Weight: 4,4 Kg



► Dies to fold thick metal sheet PP200CNC

Promecam dies of different openings to fold sheets, flat bars or thicker plate sections up to 15mm. in order to fold even thicker sizes, ask the manufacture.



Folding die T80.25.35 PP200CNC

REF. 140-16-01-00036

Folding length: 161mm

Thickness: From 1,5 to 5mm **Weight:** 4Kg.



Folding die M75-85-63 PP200CNC

REF: 140-16-01-00033

Folding length: 161mm

Thickness: From 5 to 10mm **Weight:** 5Kg.



Folding die M80-85-80 PP200CNC

REF: 140-16-01-00034

Folding length: 161mm

Thickness: From 6 to 12mm **Weight:** 6Kg.




Folding die M95-80-100 PP200CNC

REF: 140-16-01-00035

Folding length: 161mm

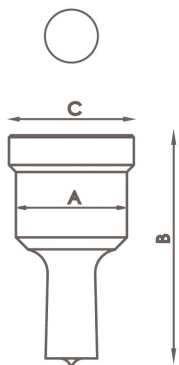
Thickness: From 8 to 15mm **Weight:** 9Kg.



Accessories for Horizontal press brake PP200CNC

► Punches and dies

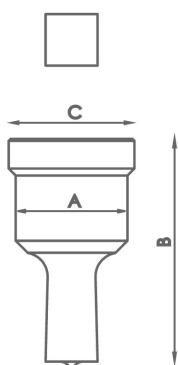
► Standard round punches



| Type | Available sizes in mm Ø | A | B | C |
|------|---|-------|-------|---------|
| N28 | 3/3'5/4/4'5/5/5'5/6/6'5/7/7'5/8/8'5 9mm up to 28mm from 0'5 in 0'5mm | 28 mm | 58 mm | 31,5 mm |
| N40 | 29/30/31/32/33/34/35/36/37/38/39/40mm | 40 mm | 64 mm | 43,5 mm |
| N50 | 41/42/43mm | 50 mm | 58 mm | 54 mm |

For different sizes, please ask the manufacturer.

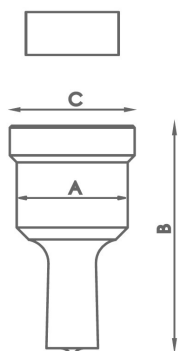
► Standard square punches



| Type | Available sizes in mm Ø | A | B | C |
|------|--|-------|-------|---------|
| N28 | 4/5/6/7/8/9/10/11/12/13/14/15/16/17/18/19/20mm | 28 mm | 58 mm | 31,5 mm |
| N40 | 21/22/24/26/28mm | 40 mm | 64 mm | 43,5 mm |
| N50 | 31/33/35mm | 50 mm | 58 mm | 54 mm |

For different sizes, please ask the manufacturer

► Standard rectangular punches

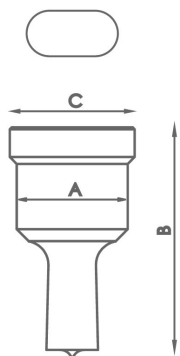


| Type | Available sizes in mm Ø | A | B | C |
|------|--|-------|-------|---------|
| N28 | 7x10/7x15/9x13/9x19/11x17/11x23 13x19/15x21mm | 28 mm | 58 mm | 31,5 mm |
| N40 | 13x25/15x27/17x25/19x30/20x34mm | 40 mm | 64 mm | 43,5 mm |

For different sizes, please ask the manufacturer

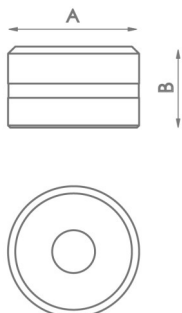
Accessories for Horizontal press brake PP200CNC

► Standard oval punches



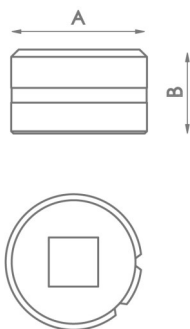
| Type | Available sizes in mm Ø | A | B | C |
|---|--|-------|-------|---------|
| N28 | 7x10/7x15/7x20/9x13/9x19/11x17/11x23/13x18 13x22/13x27/15x20/15x24/15x27/17x22/17x26 19x26/21x27mm | 28 mm | 58 mm | 31,5 mm |
| N40 | 13x31/15x31/17x31/17x40/19x31 19x40/21x31/21x40mm | 40 mm | 64 mm | 43,5 mm |
| <i>For different sizes, please ask the manufacturer</i> | | | | |

► Standard round dies



| Type | Available sizes in mm | A | B |
|---|---|-------|---------|
| N46 | 3/3,5/4/4,5/5/5,5/6/6,5/7/7,5/8/8,5 9mm hasta 28mm from 0,5 in 0,5mm | 46 mm | 28,5 mm |
| N60 | 29/30/31/32/33/34/35/36/37/38/39/40mm | 60 mm | 32 mm |
| N78 | 41/42/43mm | 78 mm | 28,5 mm |
| <i>For different sizes, please ask the manufacturers.</i> | | | |

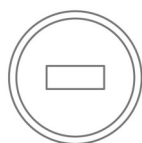
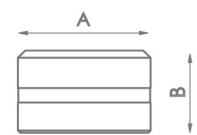
► Standard square dies



| Type | Available sizes in mm | A | B |
|---|--|-------|---------|
| N46 | 4/5/6/7/8/9/10/11/12/13/14/15/16/17/18/19/20mm | 46 mm | 28,5 mm |
| N60 | 21/22/24/26/28mm | 60 mm | 32 mm |
| N78 | 31/33/35mm | 78 mm | 28,5 mm |
| <i>For different sizes, please ask the manufacturers.</i> | | | |

Accessories for Horizontal press brake PP200CNC

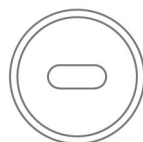
► Standard rectangular dies



| Type | Available sizes in mm | A | B |
|------|---|-------|---------|
| N46 | 7x10/7x15/9x13/9x19/11x17/11x23/13x19/13x25/ 15x21mm | 46 mm | 28,5 mm |
| N60 | 15x27/17x25/19x30/20x34mm | 60 mm | 32 mm |

For different sizes, please ask the manufacturers.

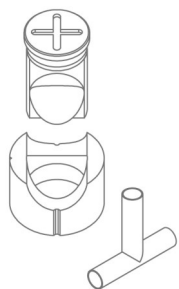
► Oval dies



| Type | Available sizes in mm | A | B |
|------|--|-------|---------|
| N46 | 7x10/7x15/7x20/9x13/9x19/11x17/11x23/13x18/13x22/13x27/ 15x20/15x24/15x27/17x22/17x26/19x26/21x27mm | 46 mm | 28,5 mm |
| N60 | 13x31/15x31/17x31/17x40/19x31/19x40/21x31/21x40mm | 60 mm | 32 mm |

For different sizes please ask the manufacturer

► Tube notching tooling

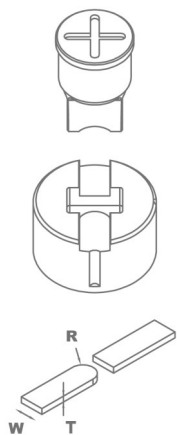


| Reference | Available sizes in mm | Required fitting | |
|-----------|------------------------|------------------|--------|
| MAN28 | Tube from 16 to 28mm | TAP 28 | CAB 46 |
| MAN40 | Tube from 28,5 to 40mm | TAP 40 | CAB 60 |
| MAN50 | Tube from 40,5 to 50mm | TAP 50 | CAB 78 |

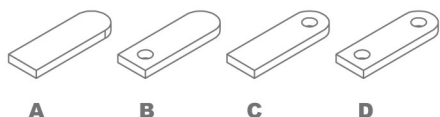
For different sizes please ask the manufacturer

Accessories for Horizontal press brake PP200CNC

► Flat bar round end tooling R1



| Reference | Model | Width size | Required fitting |
|-----------|-------|-----------------|-------------------------|
| MOR1-35A | A | From 20 to 35mm | TAP28 / TAP40 |
| MOR1-35B | B | From 20 to 35mm | TAP28 / TAP40 |
| MOR1-35C | C | From 20 to 35mm | TAP28 / TAP40 |
| MOR1-35D | D | From 20 to 35mm | TAP28 / TAP40 |
| MOR1-50A | A | From 40 to 50mm | TAP50 / TAP60 with ATAP |
| MOR1-50B | B | From 40 to 50mm | TAP50 / TAP60 with ATAP |
| MOR1-50C | C | From 40 to 50mm | TAP50 / TAP60 with ATAP |
| MOR1-50D | D | From 40 to 50mm | TAP50 / TAP60 with ATAP |



For different sizes, please ask the manufacturer.

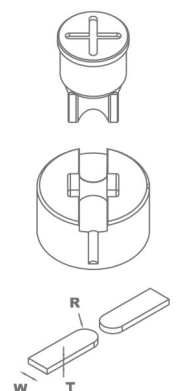
When placing order it must be specified the REFERENCE, MODEL, R (radius), W (flat bar width), T (flat bar thickness)

In models B, C and D specify diameter of the hole.

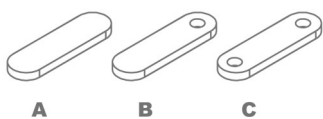
The ear shaped legth is always adjustable.

Production capacity: 450 to 600 parts per hour.

► Flat bar round end tooling R2



| Reference | Model | Width size | Required fitting |
|-----------|-------|-----------------|-------------------------|
| MOR2-35A | A | From 20 to 35mm | TAP28 / TAP40 |
| MOR2-35B | B | From 20 to 35mm | TAP28 / TAP40 |
| MOR2-35C | C | From 20 to 35mm | TAP28 / TAP40 |
| MOR2-50A | A | From 40 to 50mm | TAP50 / TAP60 with ATAP |
| MOR2-50B | B | From 40 to 50mm | TAP50 / TAP60 with ATAP |
| MOR2-50C | C | From 40 to 50mm | TAP50 / TAP60 with ATAP |



For different sizes, please ask the manufacturer.

When placing order it must be specified the REFERENCE, MODEL, R (radius), W (flat bar width), T (flat bar thickness)

In models B and C specify hole diameter.

The ear shaped legth is always adjustable.

Production capacity: 450 to 600 parts per hour.

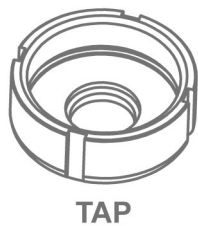
Accessories for Horizontal press brake PP200CNC

► Corner rounding tooling



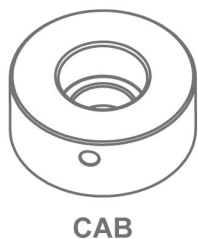
| Reference | Available sizes in mm | Required fitting | |
|--|--------------------------|------------------|--------|
| MRE28 | Radius from 3 to 15mm | TAP 28 | CAB 46 |
| MRE40 | Radius from 16 to 26mm | TAP 40 | CAB 60 |
| MRE50 | Radius from 26,5 to 32mm | TAP 50 | CAB 78 |
| <i>For different sizes please ask the manufacturer</i> | | | |

► Fitting nuts for punches



| Reference | Type | Fitting nuts for punches |
|-----------------|-------|------------------------------|
| 120-02-01-00011 | TAP28 | Fitting nuts for punches N28 |
| 140-02-01-00019 | TAP40 | Fitting nuts for punches N40 |
| 140-02-01-00020 | TAP50 | Fitting nuts for punches N50 |
| 140-02-01-00021 | TAP60 | Fitting nuts for punches N60 |

► Fitting for dies



| Reference | Type | Fitting for dies |
|-----------------|------|----------------------|
| 120-02-01-00012 | N46 | Fitting for dies N46 |
| 140-02-01-00024 | N60 | Fitting for dies N60 |
| 140-02-01-00025 | N78 | Fitting for dies N78 |

Hydraulic iron worker

► Hydraulic iron worker MX340G

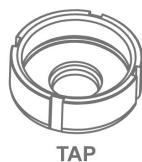
The Hydraulic Punching Machine MX340G Nargesa main feature is its versatility. It can make several functions as punching operations in metal sheet, flat bar, pipe, angle, U-T-UPN-IPN profiles, folding, cutting, tube notching, inlaying, punching, bending sheets, stamping... It can be suitable for any other kind of tooling.

| | |
|------------------------------|----------------------|
| Reference | 100-02-01-002 |
| Engine power | 2,2 KW / 3 HP |
| Three-phased tension | 230 / 400 V |
| Hydraulic power | 40 Tn |
| Working speed | 7,1 mm/s |
| Return speed | 9,3 mm/s |
| Punch displacement | 100 mm |
| Neck | 180 mm |
| Tooling support table | 245x265 mm |
| Dimensions | 690x870x1780 mm |
| Weight | 615 Kg |



Accessories for Hydraulic iron worker MX340

► Fitting nuts for punches MX340



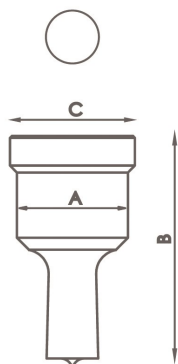
| Reference | Type | Fitting nuts for punches |
|-----------------|-------|--|
| 120-02-01-00011 | TAP28 | Fitting nuts for punches N28 <i>Standard</i> |
| 140-02-01-00019 | TAP40 | Fitting nuts for punches N40 |
| 140-02-01-00020 | TAP50 | Fitting nuts for punches N50 |
| 140-02-01-00021 | TAP60 | Fitting nuts for punches N60 |
| 125-02-01-00002 | ATAP | Fitting part for TAP60 |

► Fitting parts for dies MX340



| Reference | Type | Fitting for dies |
|-----------------|------|--------------------------------------|
| 120-02-01-00012 | N46 | Fitting for dies N46 <i>Standard</i> |
| 140-02-01-00024 | N60 | Fitting for dies N60 |
| 140-02-01-00025 | N78 | Fitting for dies N78 |
| 140-02-01-00037 | N100 | Base holder for dies N100 |
| 140-02-01-00038 | N125 | Base holder for dies N125 |

► Standard round punches MX340

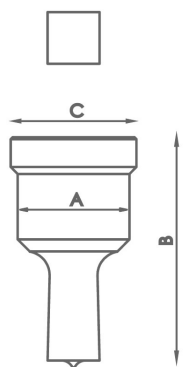


| Type | Available sizes in mm Ø | A | B | C |
|------|---|--------|-------|---------|
| N28 | 3/3'5/4/4'5/5/5'5/6/6'5/7/7'5/8/8'5 9mm up to 28mm from 0'5 in 0'5mm | 28 mm | 58 mm | 31,5 mm |
| N40 | 29/30/31/32/33/34/35/36/37/38/39/40mm | 40 mm | 64 mm | 43,5 mm |
| N50 | 41/42/43/44/45/46/47/48/49/50mm | 50 mm | 58 mm | 54 mm |
| N60 | 52/54/56/58/60mm | 60 mm | 58 mm | 64 mm |
| N75 | 62/64/66/68/70/72/74mm | 75 mm | 58 mm | 79 mm |
| N100 | 76/78/80/82/84/86/88/90/92/94/96/98/100mm | 100 mm | 58 mm | 104 mm |

For different sizes, please ask the manufacturer.

Accessories for Hydraulic iron worker MX340

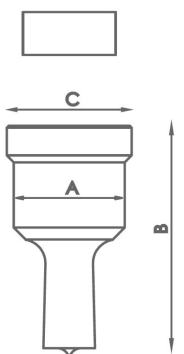
► Standard square punches MX340



| Type | Available sizes in mm Ø | A | B | C |
|------|--|--------|-------|---------|
| N28 | 4/5/6/7/8/9/10/11/12/13/14/15/16/17/18/19/20mm | 28 mm | 58 mm | 31,5 mm |
| N40 | 21/22/24/26/28mm | 40 mm | 64 mm | 43,5 mm |
| N50 | 31/33/35mm | 50 mm | 58 mm | 54 mm |
| N75 | 40/44/48/53mm | 75 mm | 58 mm | 79 mm |
| N100 | 58/64/70mm | 100 mm | 58 mm | 104 mm |

For different sizes, please ask the manufacturer.

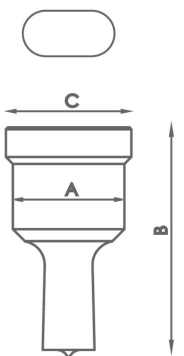
► Standard rectangular punches MX340



| Type | Available sizes in mm Ø | A | B | C |
|------|--|--------|-------|---------|
| N28 | 7x10/7x15/9x13/9x19/11x17/11x23 13x19/15x21mm | 28 mm | 58 mm | 31,5 mm |
| N40 | 13x25/15x27/17x25/19x30/20x34mm | 40 mm | 64 mm | 43,5 mm |
| N50 | 25x43mm | 50 mm | 58 mm | 54 mm |
| N75 | 25x70mm | 75 mm | 58 mm | 79 mm |
| N100 | 25x96mm | 100 mm | 58 mm | 104 mm |

For different sizes, please ask the manufacturer.

► Standard oval punches MX340



| Type | Available sizes in mm Ø | A | B | C |
|------|--|--------|-------|---------|
| N28 | 7x10/7x15/7x20/9x13/9x19/11x17/11x23/13x18 13x22/13x27/15x20/15x24/15x27/17x22/17x26 19x26/21x27mm | 28 mm | 58 mm | 31,5 mm |
| N40 | 13x31/15x31/17x31/17x40/19x31 19x40/21x31/21x40mm | 40 mm | 64 mm | 43,5 mm |
| N50 | 25x45/25x50mm | 50 mm | 58 mm | 54 mm |
| N75 | 27x63/27x75mm | 75 mm | 58 mm | 79 mm |
| N100 | 30x87/30x100mm | 100 mm | 58 mm | 104 mm |

For different sizes, please ask the manufacturer.

Accessories for Hydraulic iron worker MX340

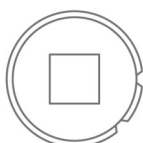
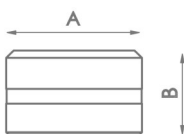
► Standard round dies MX340



| Type | Available sizes in mm | A | B |
|------|---|--------|---------|
| N46 | 3/3,5/4/4,5/5/5,5/6/6,5/7/7,5/8/8,5 9mm up to 28mm from 0,5 in 0,5mm | 46 mm | 28,5 mm |
| N60 | 29/30/31/32/33/34/35/36/37/38/39/40mm | 60 mm | 32 mm |
| N78 | 41/42/43/44/45/46/47/48/49/50mm | 78 mm | 28,5 mm |
| N100 | 52/54/56/58/60/62/64/66/68/70/72/74mm | 100 mm | 28,5 mm |
| N125 | 76/78/80/82/84/86/88/90/92/94/96/98/100mm | 125 mm | 28,5 mm |

For different sizes, please ask the manufacturers.

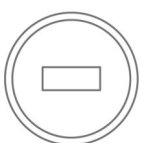
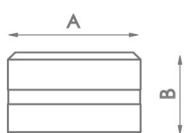
► Standard square dies MX340



| Type | Available sizes in mm | A | B |
|------|--|--------|---------|
| N46 | 4/5/6/7/8/9/10/11/12/13/14/15/16/17/18/19/20mm | 46 mm | 28,5 mm |
| N60 | 21/22/24/26/28mm | 60 mm | 32 mm |
| N78 | 31/33/35mm | 78 mm | 28,5 mm |
| N100 | 40/44/48/53mm | 100 mm | 28,5 mm |
| N125 | 58/64/70mm | 125 mm | 28,5 mm |

For different sizes, please ask the manufacturers.

► Standard rectangular dies MX340

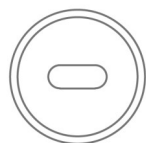


| Type | Available sizes in mm | A | B |
|------|---|--------|---------|
| N46 | 7x10/7x15/9x13/9x19/11x17/11x23/13x19/13x25/ 15x21mm | 46 mm | 28,5 mm |
| N60 | 15x27/17x25/19x30/20x34mm | 60 mm | 32 mm |
| N78 | 25x43mm | 78 mm | 28,5 mm |
| N100 | 25x70mm | 100 mm | 28,5 mm |
| N125 | 25x96mm | 125 mm | 28,5 mm |

For different sizes, please ask the manufacturers.

Accessories for Hydraulic iron worker MX340

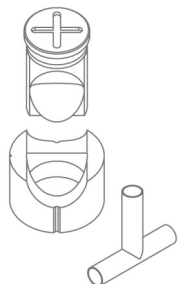
► Oval dies MX340



| Type | Available sizes in mm | A | B |
|------|---|--------|---------|
| N46 | 7x10/7x15/7x20/9x13/9x19/11x17/11x23/13x18/13x22/13x27 15x20/15x24/15x27/17x22/17x26/19x26/21x27mm | 46 mm | 28,5 mm |
| N60 | 13x31/15x31/17x31/17x40/19x31/19x40/21x31/21x40mm | 60 mm | 32 mm |
| N78 | 25x45/25x50mm | 78 mm | 28,5 mm |
| N100 | 27x63/27x75mm | 100 mm | 28,5 mm |
| N125 | 30x87/30x100mm | 125 mm | 28,5 mm |

For different sizes, please ask the manufacturers.

► Tube notching tooling MX340



| Reference | Available sizes in mm | Required fitting | |
|-----------|------------------------|------------------|--------|
| MAN28 | Tube from 16 to 28mm | TAP 28 | CAB 46 |
| MAN40 | Tube from 28,5 to 40mm | TAP 40 | CAB 60 |
| MAN50 | Tube from 40,5 to 50mm | TAP 50 | CAB 78 |
| MAN60 | Tube from 50,5 to 60mm | TAP 60 | |

For different sizes, please ask the manufacturers.

► Corner rounding tooling MX340

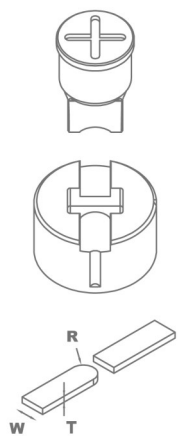


| Reference | Available sizes in mm | Required fitting | |
|-----------|--------------------------|------------------|--------|
| MRE28 | Radius from 3 to 15mm | TAP 28 | CAB 46 |
| MRE40 | Radius from 16 to 26mm | TAP 40 | CAB 60 |
| MRE50 | Radius from 26,5 to 32mm | TAP 50 | CAB 78 |

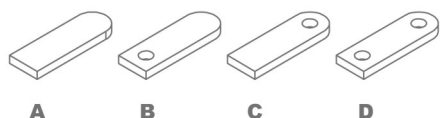
For different sizes, please ask the manufacturers.

Accessories for Hydraulic iron worker MX340

► Flat bar round end tooling R1



| Reference | Model | Width size | Required fitting |
|-----------|-------|-----------------|-------------------------|
| MOR1-35A | A | From 20 to 35mm | TAP28 / TAP40 |
| MOR1-35B | B | From 20 to 35mm | TAP28 / TAP40 |
| MOR1-35C | C | From 20 to 35mm | TAP28 / TAP40 |
| MOR1-35D | D | From 20 to 35mm | TAP28 / TAP40 |
| MOR1-50A | A | From 40 to 50mm | TAP50 / TAP60 with ATAP |
| MOR1-50B | B | From 40 to 50mm | TAP50 / TAP60 with ATAP |
| MOR1-50C | C | From 40 to 50mm | TAP50 / TAP60 with ATAP |
| MOR1-50D | D | From 40 to 50mm | TAP50 / TAP60 with ATAP |



For different sizes, please ask the manufacturer.

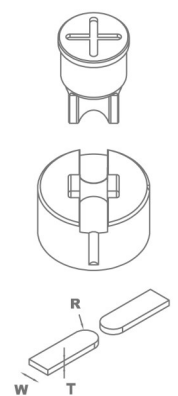
When placing order it must be specified the REFERENCE, MODEL, R (radius), W (flat bar width), T (flat bar thickness)

In models B, C and D specify diameter of the hole.

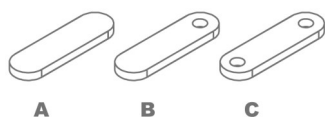
The ear shaped length is always adjustable.

Production capacity: 450 to 600 parts per hour.

► Flat bar round end tooling R2



| Reference | Model | Width size | Required fitting |
|-----------|-------|-----------------|-------------------------|
| MOR2-35A | A | From 20 to 35mm | TAP28 / TAP40 |
| MOR2-35B | B | From 20 to 35mm | TAP28 / TAP40 |
| MOR2-35C | C | From 20 to 35mm | TAP28 / TAP40 |
| MOR2-50A | A | From 40 to 50mm | TAP50 / TAP60 with ATAP |
| MOR2-50B | B | From 40 to 50mm | TAP50 / TAP60 with ATAP |
| MOR2-50C | C | From 40 to 50mm | TAP50 / TAP60 with ATAP |



For different sizes, please ask the manufacturer.

When placing order it must be specified the REFERENCE, MODEL, R (radius), W (flat bar width), T (flat bar thickness)


In models B and C specify hole diameter.

The ear shaped length is always adjustable.


Production capacity: 450 to 600 parts per hour.

Accessories for Hydraulic iron worker MX340

► Angle cutting tooling. MX340




Reference: 140-02-01-00001
Angle cutting tooling, from 90° up to 45°.




| Units per machine | Max. Capacity for straight cut | Max. Cutting capacity for miter | Weight |
|-------------------|--------------------------------|---------------------------------|--------|
| 1 | 60x60mm | 50x50mm | 32 Kg |

► Flat bar cutting tooling. MX340




Reference: 140-02-01-00002
Tooling for cutting sheet or flat bars from 0.8mm up to 10mm thickness.




| Units per machine | Max. Cutting capacity | Weight |
|-------------------|-----------------------|--------|
| 1 | 100x10mm | 28 Kg |

► Folding tooling 170mm. MX340

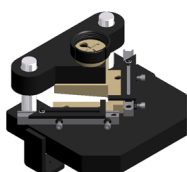


Reference: 140-02-01-00004
Tooling for folding sheet and flat bar up to 170mm. 88° punch. Dies with V for 56mm and V for 26m.




| Units per machine | Max folding length | Max folding thickness | Weight |
|-------------------|--------------------|-----------------------|--------|
| 1 | 170mm | 8 to 12mm | 12 Kg |

► Stripping tooling to 90° adjustable 100x100 MX340



Reference: 140-02-01-00005
Stripping tooling for angle etc. Adjustable up to 100x100mm to 90° fijos.



| Units per machine | Max. Cutting capacity | Weight |
|-------------------|-----------------------|--------|
| 1 | 100x100x4 | 21 Kg |

Accessories for Hydraulic iron worker MX340

▶ Arrow tooling for metal sheet MX340



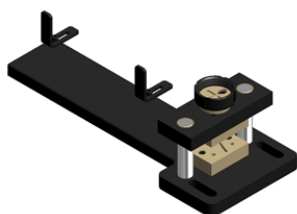
Reference: 140-02-01-00006

Tooling for punching metal sheet in arrow shapes for fences.




| Units per machine | Max. Sheet Thickness | Weight |
|-------------------|----------------------|--------|
| 1 | 3mm | 21 Kg |

▶ Arrow tooling for pipes MX340




Reference: 140-02-01-00007

Tooling to flatten and cut arrow shaped pipes end. Suitable for different diameters.




| Units per machine | Pipe max. Diameter | Min. Pipe diameter | Weight |
|-------------------|--------------------|--------------------|--------|
| 1 | 30x2mm | 10x2mm | 19 Kg |

▶ Ventilation grip tooling. MX340




Reference: 140-02-01-00010

Tooling to make ventilation grips in metal sheet. Adjustable amount of punchings. They are to be made one by one.




| Units per machine | Punchings sizes | Max. thickness | Weight |
|-------------------|-----------------|----------------|--------|
| 1 | 100x20mm | 2mm | 20Kg |

▶ Angle & U profile punching tooling MX340



Reference: 140-02-01-00031


Base holder for angle punching. Suitable for punches and dies of different diameters, exchangeables.




| Units per machine | Max. Hole diameter | Min. Hole diameter | Weight |
|-------------------|--------------------|--------------------|--------|
| 1 | 28mm | 2mm | 7 Kg |

Accessories for Hydraulic iron worker MX340

► Round bar cutting tooling. MX340



Reference: 140-02-01-00035
Tooling for cutting round bar from 3mm up to 35mm.




| Units per machine | Max. Cutting diameter | Min. Cutting diameter | Weight |
|-------------------|-----------------------|-----------------------|--------|
| 1 | 35mm | 3mm | 15 Kg |

► Locks punch and die MX340

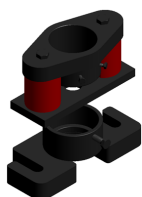


Reference: 140-02-01-00036
Set for making the lock hole in metal sheet.
Necessary complements: CAB60 and TAP40




| Parts per set | Max. Thickness | Weight |
|---------------|----------------|--------|
| 2 | 6mm | 1 Kg |

► Flattening tooling MX340

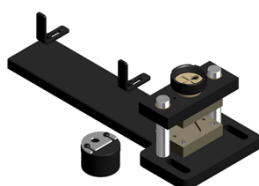


Reference: 140-02-01-00039
It's an extractor which acts as the flat bar holder at the punching time to prevent the flat bar from deformation while being punched.




| Parts per tooling | Flat Bar Max Thickness | Weight |
|-------------------|------------------------|--------|
| 3 | 15mm | 15 Kg |

► Fence post end tooling MX340



Reference: 140-02-01-00040
Tooling to flatten and punch the pipe for fences. It admits different pipe diameters. Exchangeable hole size.



| Parts per tooling | Max. Pipe diameter | Min. Pipe diameter | Hole diameter | Weight |
|-------------------|--------------------|--------------------|----------------|--------|
| 2 | 50mm | 10mm | Intercambiable | 23 Kg |

Hydraulic iron worker

► Hydraulic iron worker MX700

The Hydraulic Punching Machine MX700 Nargesa main feature is its versatility. It can make several functions as punching operations in metal sheet, flat bar, pipe, angle, U-T-UPN-IPN profiles, folding, cutting, tube notching, inlaying, punching, bending sheets, stamping... It can be suitable for any other kind of tooling.

| | |
|------------------------------|----------------------|
| Reference | 100-02-02-003 |
| Engine power | 5,5 KW / 7,5 HP |
| Three-phased tension | 400 V |
| Hydraulic power | 70 Tn |
| Working speed | 9 mm/s |
| Return speed | 14 mm/s |
| Punch displacement | 160 mm |
| Neck | 350 mm |
| Tooling support table | 600x350 mm |
| Dimensions | 1130x1370x2060 mm |
| Weight | 2000 Kg |



Accessories for Hydraulic iron worker MX700

► Fitting nuts for punches MX700



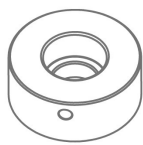
TAP



ATAP

| Reference | Type | Fitting nuts for punches |
|-----------------|--------|--|
| 120-02-02-00312 | TAP28 | Fitting nuts for punches N28 <i>Standard</i> |
| 140-02-02-00011 | TAP40 | Fitting nuts for punches N40 |
| 140-02-02-00015 | TAP50 | Fitting nuts for punches N50 |
| 140-02-02-00014 | TAP60 | Fitting nuts for punches N60 |
| 140-02-02-00010 | TAP75 | Fitting nuts for punches N75 |
| 140-02-02-00012 | TAP100 | Fitting nuts for punches N100 |
| 125-02-02-00042 | ATAP | Fitting part for TAP100 |

► Fitting parts for dies MX700



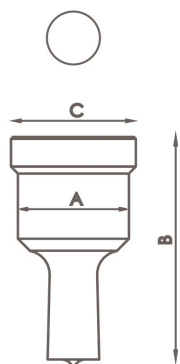
CAB



CAB N125

| Reference | Type | Fitting for dies |
|-----------------|------|--------------------------------------|
| 120-02-02-00313 | N46 | Fitting for dies N46 <i>Standard</i> |
| 140-02-02-00019 | N60 | Fitting for dies N60 |
| 140-02-02-00028 | N78 | Fitting for dies N78 |
| 140-02-02-00044 | N85 | Fitting for dies N85 |
| 140-02-02-00029 | N100 | Base holder for dies N100 |
| 140-02-02-00027 | N125 | Base holder for dies N125 |

► Standard round punches MX700

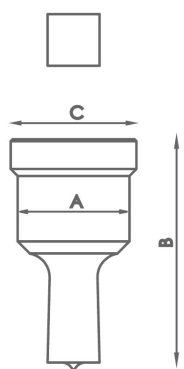


| Type | Available sizes in mm Ø | A | B | C |
|------|---|--------|-------|---------|
| N28 | 3/3'5/4/4'5/5/5'5/6/6'5/7/7'5/8/8'5 9mm up to 28mm from 0'5 in 0'5mm | 28 mm | 58 mm | 31,5 mm |
| N40 | 29/30/31/32/33/34/35/36/37/38/39/40mm | 40 mm | 64 mm | 43,5 mm |
| N50 | 41/42/43/44/45/46/47/48/49/50mm | 50 mm | 58 mm | 54 mm |
| N60 | 52/54/56/58/60mm | 60 mm | 58 mm | 64 mm |
| N75 | 62/64/66/68/70/72/74mm | 75 mm | 58 mm | 79 mm |
| N100 | 76/78/80/82/84/86/88/90/92/94/96/98/100mm | 100 mm | 58 mm | 104 mm |

For different sizes, please ask the manufacturer.

Accessories for Hydraulic iron worker MX700

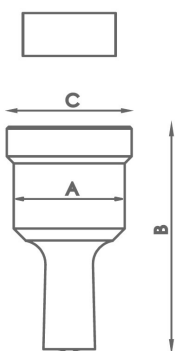
► Standard square punches MX700



| Type | Available sizes in mm Ø | A | B | C |
|------|--|--------|-------|---------|
| N28 | 4/5/6/7/8/9/10/11/12/13/14/15/16/17/18/19/20mm | 28 mm | 58 mm | 31,5 mm |
| N40 | 21/22/24/26/28mm | 40 mm | 64 mm | 43,5 mm |
| N50 | 31/33/35mm | 50 mm | 58 mm | 54 mm |
| N75 | 40/44/48/53mm | 75 mm | 58 mm | 79 mm |
| N100 | 58/64/70mm | 100 mm | 58 mm | 104 mm |

For different sizes, please ask the manufacturer.

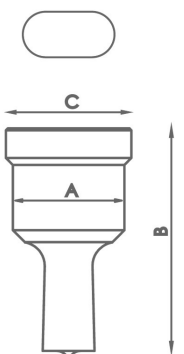
► Standard rectangular punches MX700



| Type | Available sizes in mm Ø | A | B | C |
|------|--|--------|-------|---------|
| N28 | 7x10/7x15/9x13/9x19/11x17/11x23 13x19/15x21mm | 28 mm | 58 mm | 31,5 mm |
| N40 | 13x25/15x27/17x25/19x30/20x34mm | 40 mm | 64 mm | 43,5 mm |
| N50 | 25x43mm | 50 mm | 58 mm | 54 mm |
| N75 | 25x70mm | 75 mm | 58 mm | 79 mm |
| N100 | 25x96mm | 100 mm | 58 mm | 104 mm |

For different sizes, please ask the manufacturer.

► Standard oval punches MX700

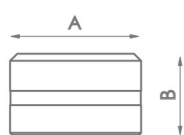


| Type | Available sizes in mm Ø | A | B | C |
|------|--|--------|-------|---------|
| N28 | 7x10/7x15/7x20/9x13/9x19/11x17/11x23/13x18 13x22/13x27/15x20/15x24/15x27/17x22/17x26 19x26/21x27mm | 28 mm | 58 mm | 31,5 mm |
| N40 | 13x31/15x31/17x31/17x40/19x31 19x40/21x31/21x40mm | 40 mm | 64 mm | 43,5 mm |
| N50 | 25x45/25x50mm | 50 mm | 58 mm | 54 mm |
| N75 | 27x63/27x75mm | 75 mm | 58 mm | 79 mm |
| N100 | 30x87/30x100mm | 100 mm | 58 mm | 104 mm |

For different sizes, please ask the manufacturer.

Accessories for Hydraulic iron worker MX700

► Standard round dies MX700



| Type | Available sizes in mm | A | B |
|------|---|--------|---------|
| N46 | 3/3,5/4/4,5/5/5,5/6/6,5/7/7,5/8/8,5 9mm up to 28mm from 0,5 in 0,5mm | 46 mm | 28,5 mm |
| N60 | 29/30/31/32/33/34/35/36/37/38/39/40mm | 60 mm | 32 mm |
| N78 | 41/42/43/44/45/46/47/48/49/50mm | 78 mm | 28,5 mm |
| N100 | 52/54/56/58/60/62/64/66/68/70/72/74mm | 100 mm | 28,5 mm |
| N125 | 76/78/80/82/84/86/88/90/92/94/96/98/100mm | 125 mm | 28,5 mm |

For different sizes, please ask the manufacturers.

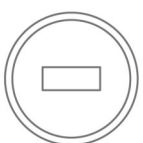
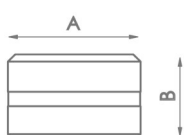
► Standard square dies MX700



| Type | Available sizes in mm | A | B |
|------|--|--------|---------|
| N46 | 4/5/6/7/8/9/10/11/12/13/14/15/16/17/18/19/20mm | 46 mm | 28,5 mm |
| N60 | 21/22/24/26/28mm | 60 mm | 32 mm |
| N78 | 31/33/35mm | 78 mm | 28,5 mm |
| N100 | 40/44/48/53mm | 100 mm | 28,5 mm |
| N125 | 58/64/70mm | 125 mm | 28,5 mm |

For different sizes, please ask the manufacturers.

► Standard rectangular dies MX700

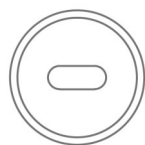
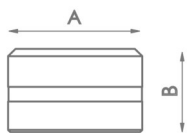


| Type | Available sizes in mm | A | B |
|------|---|--------|---------|
| N46 | 7x10/7x15/9x13/9x19/11x17/11x23/13x19/13x25/ 15x21mm | 46 mm | 28,5 mm |
| N60 | 15x27/17x25/19x30/20x34mm | 60 mm | 32 mm |
| N78 | 25x43mm | 78 mm | 28,5 mm |
| N100 | 25x70mm | 100 mm | 28,5 mm |
| N125 | 25x96mm | 125 mm | 28,5 mm |

For different sizes, please ask the manufacturers.

Accessories for Hydraulic iron worker MX700

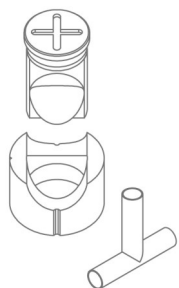
► Oval dies MX700



| Type | Available sizes in mm | A | B |
|------|---|--------|---------|
| N46 | 7x10/7x15/7x20/9x13/9x19/11x17/11x23/13x18/13x22/13x27 15x20/15x24/15x27/17x22/17x26/19x26/21x27mm | 46 mm | 28,5 mm |
| N60 | 13x31/15x31/17x31/17x40/19x31/19x40/21x31/21x40mm | 60 mm | 32 mm |
| N78 | 25x45/25x50mm | 78 mm | 28,5 mm |
| N100 | 27x63/27x75mm | 100 mm | 28,5 mm |
| N125 | 30x87/30x100mm | 125 mm | 28,5 mm |

For different sizes, please ask the manufacturers.

► Tube notching tooling MX700



| Reference | Available sizes in mm | Required fitting | |
|-----------|------------------------|------------------|--------|
| MAN28 | Tube from 16 to 28mm | TAP 28 | CAB 46 |
| MAN40 | Tube from 28,5 to 40mm | TAP 40 | CAB 60 |
| MAN50 | Tube from 40,5 to 50mm | TAP 50 | CAB 78 |
| MAN60 | Tube from 50,5 to 60mm | TAP 60 | CAB 85 |

For different sizes, please ask the manufacturers.

► Corner rounding tooling MX700

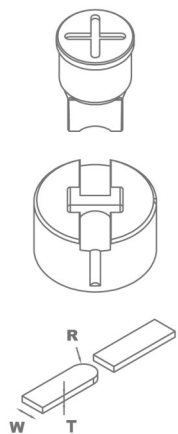


| Reference | Available sizes in mm | Required fitting | |
|-----------|--------------------------|------------------|--------|
| MRE28 | Radius from 3 to 15mm | TAP 28 | CAB 46 |
| MRE40 | Radius from 16 to 26mm | TAP 40 | CAB 60 |
| MRE50 | Radius from 26,5 to 32mm | TAP 50 | CAB 78 |

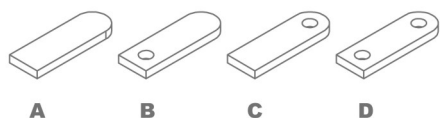
For different sizes, please ask the manufacturers.

Accessories for Hydraulic iron worker MX700

► Flat bar round end tooling R1



| Reference | Model | Width size | Required fitting |
|-----------|-------|-----------------|-------------------------|
| MOR1-35A | A | From 20 to 35mm | TAP28 / TAP40 |
| MOR1-35B | B | From 20 to 35mm | TAP28 / TAP40 |
| MOR1-35C | C | From 20 to 35mm | TAP28 / TAP40 |
| MOR1-35D | D | From 20 to 35mm | TAP28 / TAP40 |
| MOR1-50A | A | From 40 to 50mm | TAP50 / TAP60 with ATAP |
| MOR1-50B | B | From 40 to 50mm | TAP50 / TAP60 with ATAP |
| MOR1-50C | C | From 40 to 50mm | TAP50 / TAP60 with ATAP |
| MOR1-50D | D | From 40 to 50mm | TAP50 / TAP60 with ATAP |



For different sizes, please ask the manufacturer.

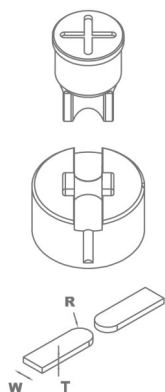
When placing order it must be specified the REFERENCE, MODEL, R (radius), W (flat bar width), T (flat bar thickness)

In models B, C and D specify diameter of the hole.

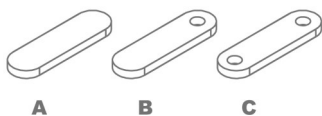
The ear shaped legth is always adjustable.

Production capacity: 450 to 600 parts per hour.

► Flat bar round end tooling R2



| Reference | Model | Width size | Required fitting |
|-----------|-------|-----------------|-------------------------|
| MOR2-35A | A | From 20 to 35mm | TAP28 / TAP40 |
| MOR2-35B | B | From 20 to 35mm | TAP28 / TAP40 |
| MOR2-35C | C | From 20 to 35mm | TAP28 / TAP40 |
| MOR2-50A | A | From 40 to 50mm | TAP50 / TAP60 with ATAP |
| MOR2-50B | B | From 40 to 50mm | TAP50 / TAP60 with ATAP |
| MOR2-50C | C | From 40 to 50mm | TAP50 / TAP60 with ATAP |



For different sizes, please ask the manufacturer.

When placing order it must be specified the REFERENCE, MODEL, R (radius), W (flat bar width), T (flat bar thickness)


In models B and C specify hole diameter.

The ear shaped legth is always adjustable.

Production capacity: 450 to 600 parts per hour.


Accessories for Hydraulic iron worker MX700

► Ventilation grip tooling MX700



Reference: 140-02-02-00031

Tooling to make ventilation grips in metal sheet.
Adjustable amount of punchings which are to be made one by one.



| Units per machine | Punching size | Max. Thickness. | Weight |
|-------------------|---------------|-----------------|--------|
| 1 | 100x20mm | 2mm | 21Kg |


► Locks punch and die MX700



Reference: 140-02-01-00036


Set of punch and die to make the locks punching in metal sheet.

Necessary complements: CAB60 and TAP40




| Pieces per set | Max. Thickness | Weight |
|----------------|----------------|--------|
| 2 | 6mm | 1 Kg |

► Stripping tooling 90° adjustable 150x150 MX700




Reference: 140-02-02-00001

Stripping tooling for metal sheet, angle, etc...Adjustable up to 150x150mm to 90° fixed.




| Units per machine | Max. Cutting capacity | Weight |
|-------------------|-----------------------|--------|
| 1 | 150x150x8 | 38 Kg |

► Flat bar cutting tooling 200 x 20. MX700



Reference: 140-02-02-00002


Tooling for cutting flat bar or metal sheet from 0.8mm up to 20mm Thickness.



| Units per machine | Max. Cutting Capacity | Weight |
|-------------------|-----------------------|--------|
| 1 | 200x20mm | 54 Kg |

Accessories for Hydraulic iron worker MX700

► Angle and U profile punching machine MX700



Reference: 140-02-01-00031

Base holder for punching angles. The punches and dies of different diameters are exchangeable.




| Units per machine | Max. Hole Diameter | Min. Hole Diameter | Weight |
|-------------------|--------------------|--------------------|--------|
| 1 | 28mm | 2mm | 7 Kg |

► Folding tooling 170mm. MX700




Reference: 140-02-02-00034

Tooling for folding sheet and flat bar up to 170mm. 88° punch. Dies with V for 56mm and V for 26mm.




| Units per machine | Max. Folding Length | Max. Folding Thickness | Weight |
|-------------------|---------------------|------------------------|--------|
| 1 | 170mm | 8 to 12mm | 13 Kg |

► Angle cutting tooling. MX700



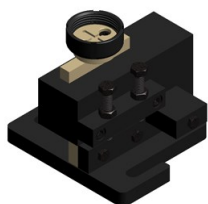
Reference: 140-02-02-00036

Tooling for cutting angles from 90° up to 45°.




| Units per machine | Max cutting capacity Straight cut | Max. Cutting capacity Miter cut | Weight |
|-------------------|-----------------------------------|---------------------------------|--------|
| 1 | 80x80mm | 50x50mm | 32 Kg |

► Flat bar cutting tooling 100 x 12. MX700



Reference: 140-02-02-00037


Tooling for cutting metal sheet or flat bar from 0.8mm up to 12mm thickness.




| Units per machine | Max. Cutting capacity | Weight |
|-------------------|-----------------------|--------|
| 1 | 100x12mm | 29 Kg |

Accessories for Hydraulic iron worker MX700

▶ Round bar cutting tooling MX700

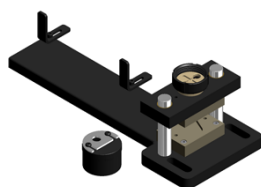


Reference: 140-02-02-00038
Tooling for cutting round bar from 3mm up to 35mm.




| Units per machine | Max. Cutting diameter | Min. Cutting diameter | Weight |
|-------------------|-----------------------|-----------------------|--------|
| 1 | 35mm | 3mm | 16 Kg |

▶ Fence post end tooling MX700

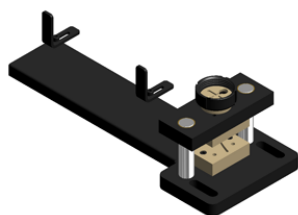


Reference: 140-02-02-00039
Tooling to flatten and punch the pipe for fences. It admits different pipe diameters. Exchangeable hole size.




| Pieces by tooling | Pipe Max. Diameter | Min. Pipe diameter | Hole Diameter | Weight |
|-------------------|--------------------|--------------------|---------------|--------|
| 2 | 50mm | 10mm | Exchangeable | 24 Kg |

▶ Arrow tooling for pipes MX700



Reference: 140-02-02-00040
Tooling for flattening and cutting pipes in arrow shapes. Suitable for different diameters.



| Units per machine | Max. Pipe Diameter | Min. Pipe Diameter | Weight |
|-------------------|--------------------|--------------------|--------|
| 1 | 30x2mm | 10x2mm | 20 Kg |

▶ Arrow tooling for metal sheet MX700



Reference: 140-02-02-00041
Tooling for punching metal sheet in arrow shapes for fences.



| Units per machine | Sheet Max. Thickness | Weight |
|-------------------|----------------------|--------|
| 1 | 3mm | 22 Kg |


Accessories for Hydraulic iron worker MX700

► Flattening tooling MX700




Reference: 140-02-02-00042

It's an extractor which acts as the flat bar holder at the punching time to prevent the flat bar from deformation while being punched.




| Pieces per tooling | Bar or flat bar max. thickness | Weight |
|--------------------|--------------------------------|--------|
| 1 | 15mm | 15 Kg |

► Folding tooling 350mm. MX700



Reference: 140-02-02-00043

Tooling to fold metal sheet and flat bar up to 350mm. Punch: 88°. Die with adjustable V of 120mm, 80mm, 40mm and 16mm.



| Units per machine | Max. Folding Length | Max. Folding Thickness | Weight |
|-------------------|---------------------|------------------------|--------|
| 1 | 350mm | 20mm | 45 Kg |

Shears

► Hydraulic shears C2006CNC

NEW vertical cut shears C2006CNC Nargesa, from the latest generation, are made with stabilized and welded steel which permits to stand big effort with no deformation.

| | |
|-------------------------------------|------------------------------|
| Reference | 100-06-01-001 |
| Engine power | 5,87 KW / 7,87 HP |
| Three-phased tension | 230 / 400 V |
| Cutting Capacity: mild steel | 6 mm (450N/mm ²) |
| Cutting capacity: stainless steel | 4 mm (700N/mm ²) |
| N° of hammers | 10 units |
| Cutting length | 2030 mm |
| Neck | 190 mm |
| Gauge displacement | 700 mm |
| Strokes per minute | 10 strokes |
| Position accuracy and repeatability | +/- 0,1 mm |
| Dimensions | 2880x2360x1790 mm |
| Weight | 5100 Kg |



► Hydraulic shears C3006CNC

NEW vertical cut shears C3006CNC Nargesa, from the latest generation, are made with stabilized and welded steel which permits to stand big effort with no deformation.

| | |
|-------------------------------------|------------------------------|
| Reference | 100-06-02-003 |
| Engine power | 9,6 KW / 12,87 HP |
| Three-phased tension | 230 / 400 V |
| Cutting Capacity: mild steel | 6 mm (450N/mm ²) |
| Cutting capacity: stainless steel | 4 mm (700N/mm ²) |
| N° of hammers | 15 units |
| Cutting length | 3030 mm |
| Neck | 173 mm |
| Gauge displacement | 700 mm |
| Strokes per minute | 12 strokes |
| Position accuracy and repeatability | +/- 0,1 mm |
| Dimensions | 3880x2460x1820 mm |
| Weight | 7500 Kg |



Accessories for Shears


► Sheet metal back support C2006 CNC

The C2006 CNC sheet metal back support is a holder to prevent sheet metal bending, thus ensuring that it has good contact with the stop.

It is equipped with 49 wheels placed in 7 rows at different distances. These are specifically distributed to provide optimum support on sheets of different sizes.

The support also offers two options to take the material off. In the first choice, when it has performed the support function, it descends and tilts to be able to extract the sheet metal from the rear of the machine. In the second option, after cutting, the support rises and the stop pushes the sheet for its extraction from the front of the machine.

- Pneumatic operation through an external air supply.
- Pressure switch and pressure regulator supplied with the accessory
- Integrated pneumatic system
- Ball recirculation guide for up and down movement



| | |
|----------------------|------------------------|
| Reference | 140-06-01-00002 |
| Work pressure | 4/7 Kg. |
| Dimensions | 2260x718x872 mm |
| Weight | 240 Kg |


► Sheet metal back support C3006 CNC

The C3006 CNC sheet metal back support is a holder to prevent sheet metal bending, thus ensuring that it has good contact with the stop.

It is equipped with 70 wheels placed in 10 rows at different distances. These are specifically distributed to provide optimum support on sheets of different sizes.

The support also offers two options to take the material off. In the first choice, when it has performed the support function, it descends and tilts to be able to extract the sheet metal from the rear of the machine. In the second option, after cutting, the support rises and the stop pushes the sheet for its extraction from the front of the machine.

- Pneumatic operation through an external air supply.
- Pressure switch and pressure regulator supplied with the accessory
- Integrated pneumatic system
- Ball recirculation guide for up and down movement



| | |
|----------------------|------------------------|
| Reference | 140-06-02-00002 |
| Work pressure | 4/7 Kg. |
| Dimensions | 3260x913x760 mm |
| Weight | 250 Kg. |

Press Brakes

► Hydraulic press brake MP1500CNC

The hydraulic sheet metal brake MP1500CNC Nargesa, from the last generation, has been made of welded and stabilized steel which permits it to stand big efforts without any kind of distortion.

| | |
|-------------------------|-------------------|
| Reference | 100-05-09-001 |
| Engine Power | 5,5 KW / 7,5 CV |
| Three-Phased tension | 230 / 400 V |
| Hydraulic power | 40 Tn |
| Punch working speed | 8,3 mm/s |
| Punch return speed | 120 mm/s |
| Punch lowering speed | 200 mm/s |
| Max. Punch displacement | 200 mm |
| Inner folding length | 1250 mm |
| Total folding length | 1500 mm |
| Back gauge displacement | 600 mm |
| Neck | 270 mm |
| Dimensions | 2110x1880x2210 mm |
| Weight | 4900 Kg |



► Hydraulic press brake MP3003CNC

The hydraulic sheet metal brake MP3003CNC Nargesa, from the last generation, has been made of welded and stabilized steel which permits it to stand big efforts without any kind of distortion.

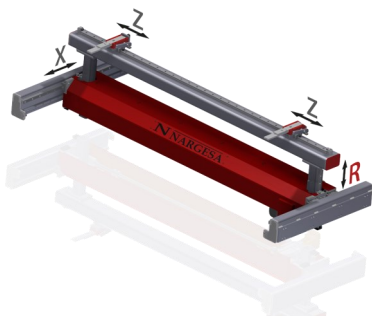
| | |
|-------------------------|-------------------|
| Reference | 100-05-06-002 |
| Engine Power | 9,5 KW / 12 HP |
| Back gauge engine power | 0,75 KW / 1 HP |
| Three-Phased tension | 230 / 400 V |
| Hydraulic power | 120 Tn |
| Punch working speed | 6,7 mm/s |
| Punch return speed | 43,4 mm/s |
| Punch lowering speed | 26,8 mm/s |
| Max. Punch displacement | 160 mm |
| Inner folding length | 2700 mm |
| Total folding length | 3125 mm |
| Back gauge displacement | 600 mm |
| Neck | 320 mm |
| Dimensions | 3720x1930x2810 mm |
| Weight | 9100 Kg |



Accessories for Press brakes

► R axis

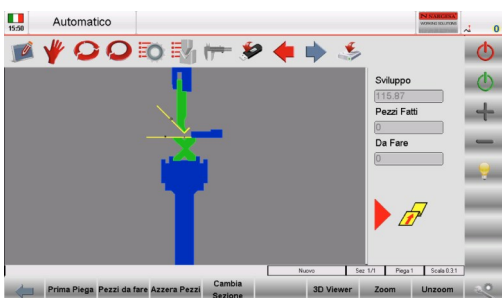
The R Axis is not supplied as standard with the machine; the client may include it when purchasing the machine or add it later. This Axis has a Canopen communication system that enables it to be installed in a rapid and simple manner to the machine. The operator needs only to connect it to the motor of the X axis and Nargesa's technicians will configure the CNC remotely.



| | |
|--------------------------------------|------------------------|
| Reference | 140-05-OP-00001 |
| High speed measurement search | 130 mm/seg |
| Servo motor | 1 Nm a 5000 rpm |
| R axis limit | 150 mm |
| Mechanical precision | 0,05 mm |

► Graphs and folding calculation on CNC

The user can incorporate the **optional software** on the press brake CNC and buy it later on. There is also the possibility of carrying out the remote software installation, by our Nargesa Technicians.




| | |
|------------------|------------------------|
| Reference | 140-05-OP-00002 |
|------------------|------------------------|

► Z1-Z2 axis

The Z1-Z2 axis enables us to optimize the set up time of the machine. The CNC optimizes the position of gauges Z1 and Z2 according to the dimensions of the piece and the position of the tools.

The parallelism of the gauge needles with the folding unit of the press brake fits automatically by means of micrometers to guarantee the maximum accuracy.



| | |
|--|------------------------|
| Reference | 140-05-OP-00004 |
| High search speed of size | 400 mm/seg |
| Linear guides for recirculation of high precision balls | |
| Servo motors | 1 Nm a 5000 rpm |
| Stroke axis Z1, Z2 | 2600 mm |
| Mechanical precision | 0,05 mm |

* In case of choosing this option the machine will be delivered with the ESA 640 CNC,

* This option is only available if you have chosen the following optional accessories: R-axis and Graphics and CNC bending calculation

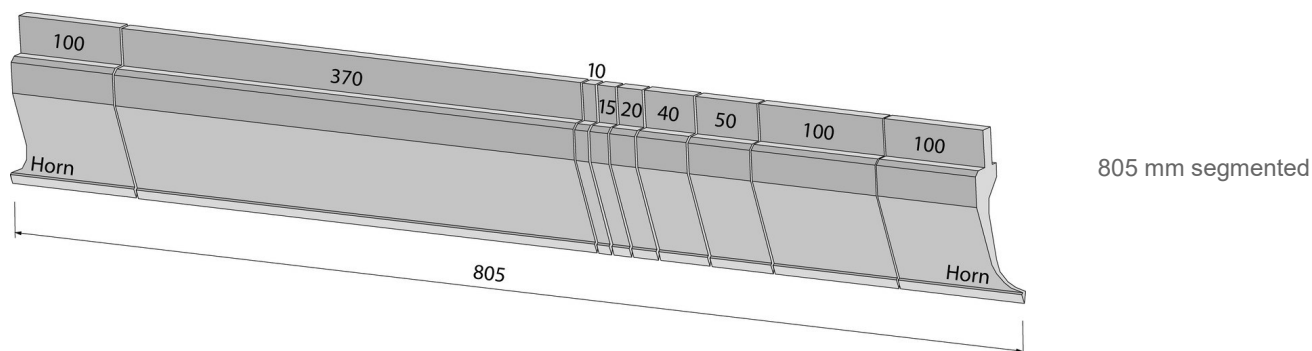
Accessories for Press brakes

► Punches

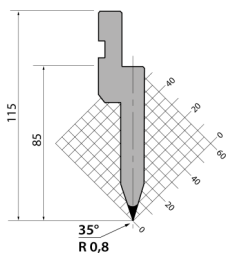
All accessories for Nargesa Pres Brakes are manufactured according to international standards. Therefore, guaranteeing high resilience and tensile strength.

For different sizes, please ask the manufacturer.

| Materia Type | Mechanical resistance of the material and the tool body | Hardness of the material and the tool body | Hardness of the operating surfaces after induction hardening |
|--------------|---|--|--|
| 42CrM04 | 900 - 1150 N/mm ² | 29.1 - 36.9 HRC | 54 - 60 HRC |
| C45 | 560 - 710 N/mm ² | 12 - 15.5 HRC | 54 - 60 HRC |



PU.85.35.R08



Length

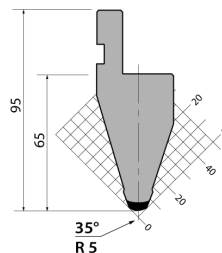
835 mm.

415 mm.

795 mm. Seg.

805 mm. Seg.

P.95.35.R5



Length

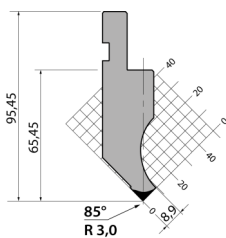
835 mm.

415 mm.

795 mm. Seg.

805 mm. Seg.

PK.95.85.R3



Length

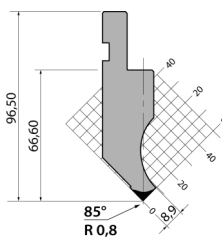
835 mm.

415 mm.

795 mm. Seg.

805 mm. Seg.

P.97.85.R08



Length

835 mm.

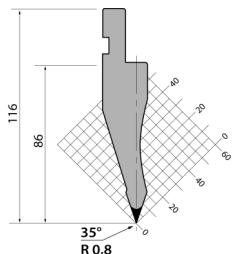
415 mm.

795 mm. Seg.

805 mm. Seg.

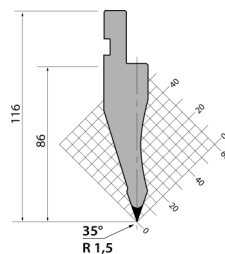
Accessories for Press brakes

P.116.35.R08



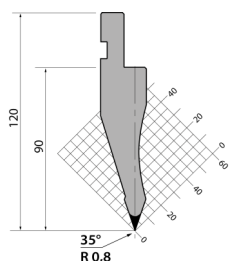
| Length |
|--------------|
| 835 mm. |
| 415 mm. |
| 795 mm. Seg. |
| 805 mm. Seg. |

P.116.35.R15



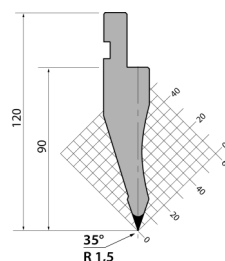
| Length |
|--------------|
| 835 mm. |
| 415 mm. |
| 795 mm. Seg. |
| 805 mm. Seg. |

P.120.35.R08



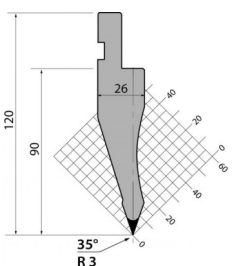
| Length |
|--------------|
| 835 mm. |
| 415 mm. |
| 795 mm. Seg. |
| 805 mm. Seg. |

P.120.35.R15



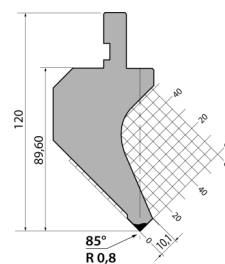
| Length |
|--------------|
| 835 mm. |
| 415 mm. |
| 795 mm. Seg. |
| 805 mm. Seg. |

P.120.35.R3



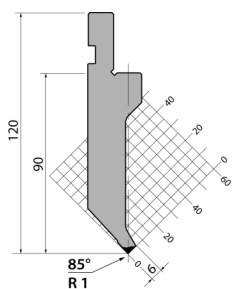
| Length |
|--------------|
| 835 mm. |
| 415 mm. |
| 795 mm. Seg. |
| 805 mm. Seg. |

PK.120.85.R08



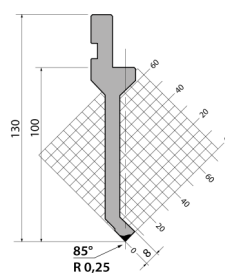
| Length |
|--------------|
| 835 mm. |
| 415 mm. |
| 795 mm. Seg. |
| 805 mm. Seg. |

P.120.85.R1



| Length |
|--------------|
| 835 mm. |
| 415 mm. |
| 795 mm. Seg. |
| 805 mm. Seg. |

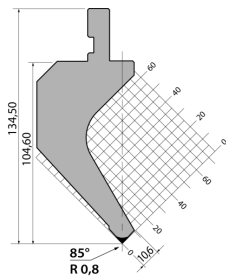
P.130.85.R025



| Length |
|--------------|
| 835 mm. |
| 415 mm. |
| 795 mm. Seg. |
| 805 mm. Seg. |

Accessories for Press brakes

PK.135.85.R08



Length

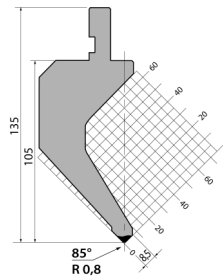
835 mm.

415 mm.

795 mm. Seg.

805 mm. Seg.

P.135.85.R08



Length

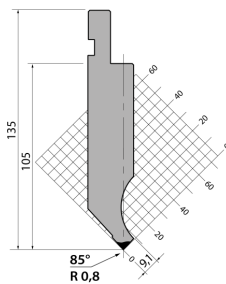
835 mm.

415 mm.

795 mm. Seg.

805 mm. Seg.

PS.135.85.R08



Length

835 mm.

415 mm.

795 mm. Seg.

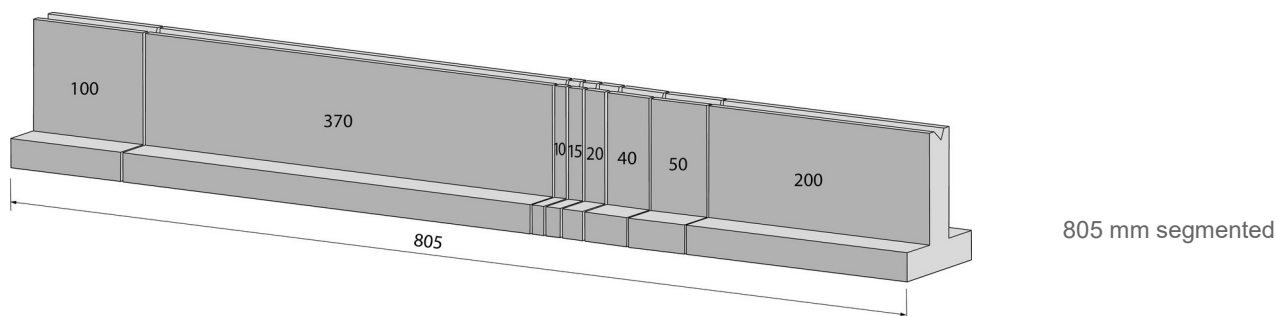
805 mm. Seg.

Accessories for Press brakes

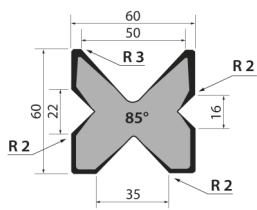
► Dies

For different sizes, please ask the manufacturer.

| Materia Type | Mechanical resistance of the material and the tool body | Hardness of the material and the tool body | Hardness of the operating surfaces after induction hardening |
|--------------|---|--|--|
| 42CrM04 | 900 - 1150 N/mm ² | 29.1 - 36.9 HRC | 54 - 60 HRC |
| C45 | 560 - 710 N/mm ² | 12 - 15.5 HRC | 54 - 60 HRC |



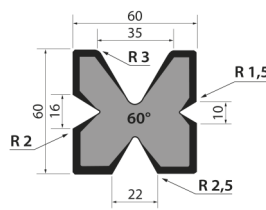
M.460.R



Length

835 mm.
415 mm.
795 mm. Seg.
805 mm. Seg.

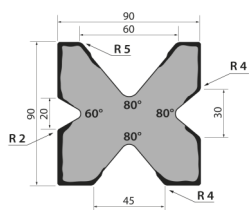
M.460.60



Length

835 mm.
415 mm.
795 mm. Seg.
805 mm. Seg.

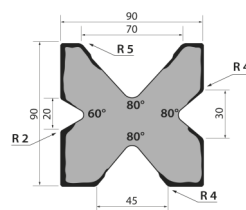
M.490



Length

835 mm.
415 mm.
795 mm. Seg.
805 mm. Seg.

M.490.70

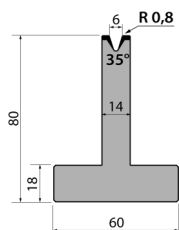


Length

835 mm.
415 mm.
795 mm. Seg.
805 mm. Seg.

Accessories for Press brakes

T80.06.35



Length

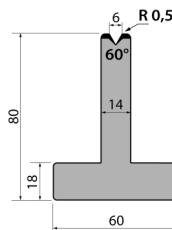
835 mm.

415 mm.

795 mm. Seg.

805 mm. Seg.

T80.06.60



Length

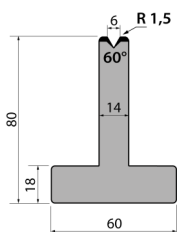
835 mm.

415 mm.

795 mm. Seg.

805 mm. Seg.

TR80.06.60



Length

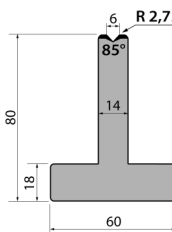
835 mm.

415 mm.

795 mm. Seg.

805 mm. Seg.

T80.06.85



Length

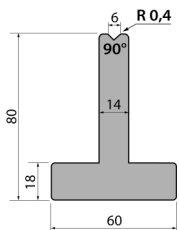
835 mm.

415 mm.

795 mm. Seg.

805 mm. Seg.

T80.06.90



Length

835 mm.

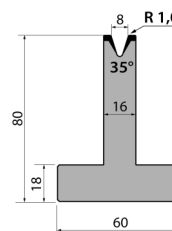
415 mm.

795 mm. Seg.

805 mm. Seg.

900 mm.

T80.08.35



Length

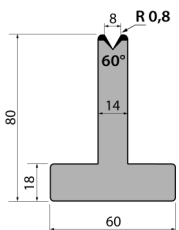
835 mm.

415 mm.

795 mm. Seg.

805 mm. Seg.

T80.08.60



Length

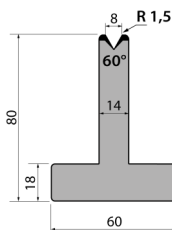
835 mm.

415 mm.

795 mm. Seg.

805 mm. Seg.

TR80.08.60



Length

835 mm.

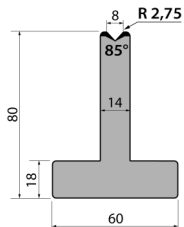
415 mm.

795 mm. Seg.

805 mm. Seg.

Accessories for Press brakes

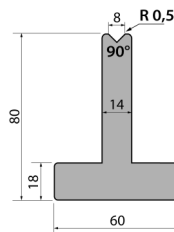
T80.08.85



Length

835 mm.
415 mm.
795 mm. Seg.
805 mm. Seg.

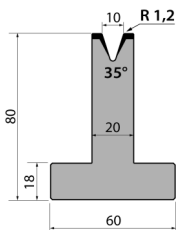
T80.08.90



Length

835 mm.
415 mm.
795 mm. Seg.
805 mm. Seg.
900 mm.

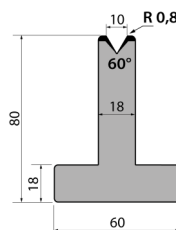
T80.10.35



Length

835 mm.
415 mm.
795 mm. Seg.
805 mm. Seg.

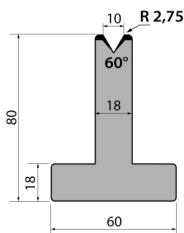
T80.10.60



Length

835 mm.
415 mm.
795 mm. Seg.
805 mm. Seg.

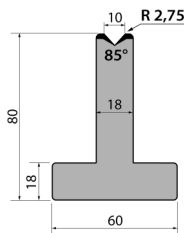
TR80.10.60



Length

835 mm.
415 mm.
795 mm. Seg.
805 mm. Seg.

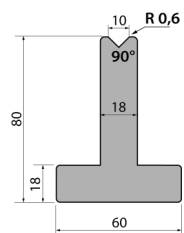
T80.10.85



Length

835 mm.
415 mm.
795 mm. Seg.
805 mm. Seg.

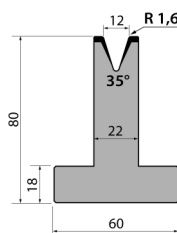
T80.10.90



Length

835 mm.
415 mm.
795 mm. Seg.
805 mm. Seg.

T80.12.35

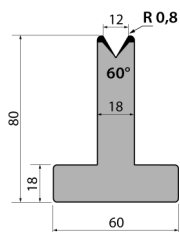


Length

835 mm.
415 mm.
795 mm. Seg.
805 mm. Seg.

Accessories for Press brakes

T80.12.60



Length

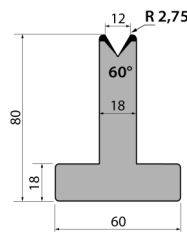
835 mm.

415 mm.

795 mm. Seg.

805 mm. Seg.

TR80.12.60



Length

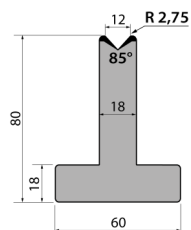
835 mm.

415 mm.

795 mm. Seg.

805 mm. Seg.

T80.12.85



Length

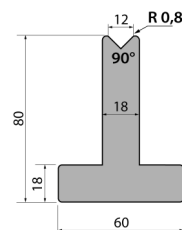
835 mm.

415 mm.

795 mm. Seg.

805 mm. Seg.

T80.12.90



Length

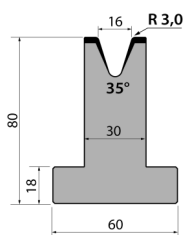
835 mm.

415 mm.

795 mm. Seg.

805 mm. Seg.

T80.16.35



Length

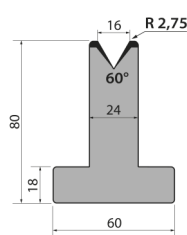
835 mm.

415 mm.

795 mm. Seg.

805 mm. Seg.

T80.16.60



Length

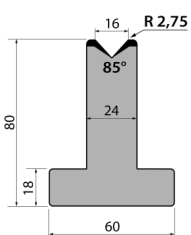
835 mm.

415 mm.

795 mm. Seg.

805 mm. Seg.

T80.16.85



Length

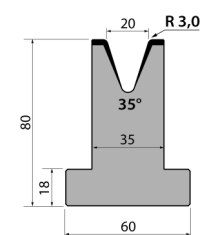
835 mm.

415 mm.

795 mm. Seg.

805 mm. Seg.

T80.20.35



Length

835 mm.

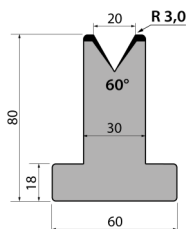
415 mm.

795 mm. Seg.

805 mm. Seg.

Accessories for Press brakes

T80.20.60



Length

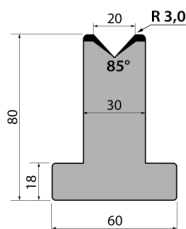
835 mm.

415 mm.

795 mm. Seg.

805 mm. Seg.

T80.20.85



Length

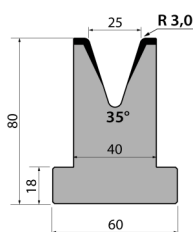
835 mm.

415 mm.

795 mm. Seg.

805 mm. Seg.

T80.25.35



Length

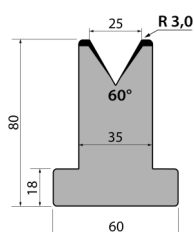
835 mm.

415 mm.

795 mm. Seg.

805 mm. Seg.

T80.25.60



Length

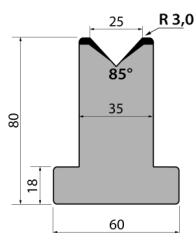
835 mm.

415 mm.

795 mm. Seg.

805 mm. Seg.

T80.25.85



Length

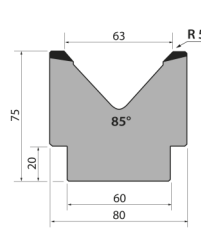
835 mm.

415 mm.

795 mm. Seg.

805 mm. Seg.

M75.85.63



Length

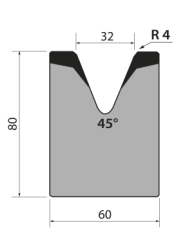
835 mm.

415 mm.

795 mm. Seg.

805 mm. Seg.

M80.45.32



Length

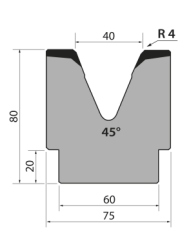
835 mm.

415 mm.

795 mm. Seg.

805 mm. Seg.

M80.45.40



Length

835 mm.

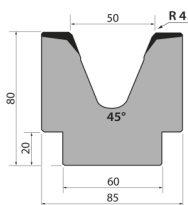
415 mm.

795 mm. Seg.

805 mm. Seg.

Accessories for Press brakes

M80.45.50



Length

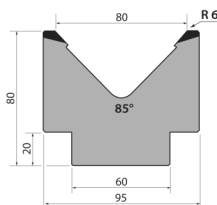
835 mm.

415 mm.

795 mm. Seg.

805 mm. Seg.

M80.85.80



Length

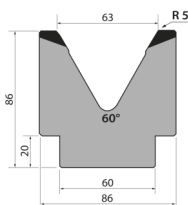
835 mm.

415 mm.

795 mm. Seg.

805 mm. Seg.

M86.60.63



Length

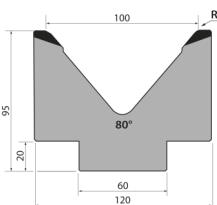
835 mm.

415 mm.

795 mm. Seg.

805 mm. Seg.

M95.80.100



Length

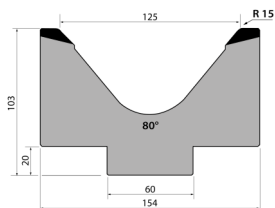
835 mm.

415 mm.

795 mm. Seg.

805 mm. Seg.

MK103.80.125



Length

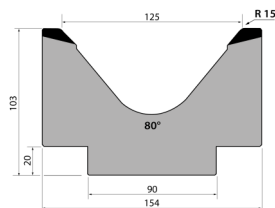
835 mm.

415 mm.

795 mm. Seg.

805 mm. Seg.

M103.80.125



Length

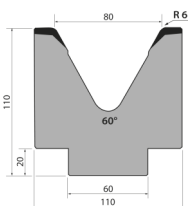
835 mm.

415 mm.

795 mm. Seg.

805 mm. Seg.

M110.60.80



Length

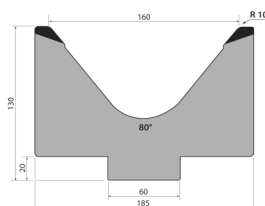
835 mm.

415 mm.

795 mm. Seg.

805 mm. Seg.

MK130.80.160



Length

835 mm.

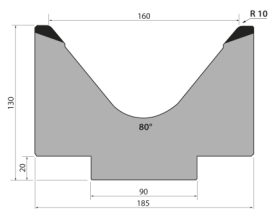
415 mm.

795 mm. Seg.

805 mm. Seg.

Accessories for Press brakes

M130.80.160



Length

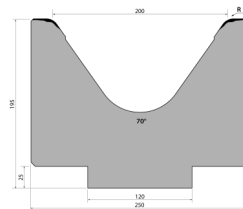
835 mm.

415 mm.

795 mm. Seg.

805 mm. Seg.

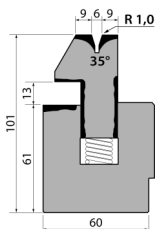
M195.70.200



Length

415 mm.

S101.35.06

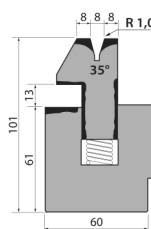


Length

835 mm.

415 mm.

S101.35.08

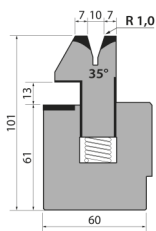


Length

835 mm.

415 mm.

S101.35.10

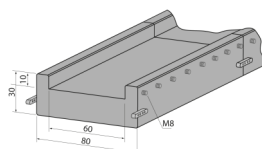


Length

835 mm.

415 mm.

Dies holder C1050/RS



Length

1050 mm.

520 mm.

Consumables

► Hydraulic Oil SIL POWER HV46



Reference: 060-BA-00016

Extreme Pressure hydraulic fluid for oleo dynamic circuits, power transmission systems that work under severe temperature and pressure conditions. Micro-filtered. It incorporates a viscosity level improver.

Container: 20L

** Recommended for Nargesa Press Brakes*

Weight: 20 Kg

► Hydraulic Oil SIL POWER HV68




Reference: 060-BA-00017

Extreme Pressure hydraulic fluid for oleo dynamic circuits, power transmission systems that work under severe temperature and pressure conditions. Micro-filtered. It incorporates a viscosity level improver.

Container: 20L

Weight: 20 Kg



PRADA NARGESA, S.L.

Ctra. de Garrigàs a Sant Miquel s/n 17476 Palau de Santa Eulàlia (Girona) Spain
Tel. +34 972 568 085 www.nargesa.com nargesa@nargesa.com